

SCHEME & SYLLABUS

B.Sc. Fashion Designing

CBCS



Department of Sciences & Humanities

UISH

Sant Baba Bhag Singh University

2019

INDEX

| S.No. | Subject Code | Subject Name | Semester | Page No. |
|-------|---------------------------|---|----------|----------|
| 1 | Course Scheme and Summary | | All | 1-11 |
| 2 | FD101-19 | Introduction to textiles | 1 | 12 |
| 3 | FD103-19 | Elements of Design And Illustration | 1 | 13 |
| 4 | FD105-19 | Basics of Sewing-I | 1 | 14 |
| 5 | FD107-19 | Fashion Concept | 1 | 15 |
| 6 | ENG101-19 | General English-I | 1 | 16 |
| 7 | PB101-19 | General Punjabi-I | 1 | 17-18 |
| 8 | HCP101-19 | History and Culture of Punjab -I | 1 | 19 |
| 9 | FD109-19 | Introduction To Textiles (Lab) | 1 | 20 |
| 10 | FD111-19 | Elements of Design And Illustration (Practical) | 1 | 21 |
| 11 | FD113-19 | Basics of Sewing-I (Lab) | 1 | 22 |
| 12 | EDU135-19 | Use of Computers in Education | 1 | 23 |
| 13 | FD102-19 | Fabric Study | 2 | 25 |
| 14 | FD104-19 | Indian Traditional Textile | 2 | 26 |
| 15 | ENG102-19 | General English | 2 | 27 |
| 16 | PBI102-19 | General Punjabi | 2 | 28 |
| 17 | HCP103-19 | History and Culture of Punjab -II | 2 | 29 |
| 18 | EVS101-19 | Environment Science | 2 | 30-31 |
| 19 | FD108-19 | Fabric Study | 2 | 32 |
| 20 | FD110-19 | Graphic Design And Illustration | 2 | 33 |
| 21 | FD112-19 | Basics of Sewing | 2 | 34 |
| 22 | FD114-19 | Indian Traditional Textile | 2 | 35 |
| 23 | FD201-19 | Textile Designing | 3 | 37 |
| 24 | FD203-19 | Knitting Technology | 3 | 38 |
| 25 | ENG201-19 | General English-III | 3 | 39 |
| 26 | PBI201-19 | General Punjabi-III | 3 | 40 |
| 27 | HCP201-19 | History and Culture of Punjab -III | 3 | 41 |
| 28 | ENG121-19 | Communication Skills | 3 | 42 |

| | | | | |
|----|-----------|---|---|-------|
| 29 | FD207-19 | Textile Designing | 3 | 43 |
| 30 | FD209-19 | Pattern making & Garment Construction | 3 | 44 |
| 31 | FD211-19 | Knitting Technology | 3 | 45 |
| 32 | FD213-19 | Creative Needle Craft | 3 | 46 |
| 33 | FD215-19 | Draping | 3 | 47 |
| 34 | FD202-19 | History of Costume | 4 | 49 |
| 35 | PBI202-19 | General Punjabi | 4 | 50 |
| 36 | HCP202-19 | History and Culture of Punjab -IV | 4 | 51 |
| 37 | ENG202-19 | General English | 4 | 52 |
| 38 | EDU222-19 | Life Skills Education | 4 | 53 |
| 39 | FD204-19 | CAD | 4 | 54 |
| 40 | FD206-19 | Fashion Illustration | 4 | 55 |
| 41 | FD208-19 | Advance Draping | 4 | 56 |
| 42 | FD210-19 | Garment making | 4 | 57 |
| 43 | FD212-19 | History of Costume | 4 | 58 |
| 44 | FD301-19 | Leather Technology | 5 | 60 |
| 45 | SSC301-19 | Legal Literacy | 5 | 61 |
| 46 | FD303-19 | CAD | 5 | 62 |
| 47 | FD305-19 | Fashion Illustration & Appreciation | 5 | 63 |
| 48 | FD307-19 | Pattern Making & Garment Construction | 5 | 64 |
| 49 | FD309-19 | Advance Draping | 5 | 65 |
| 50 | FD302-19 | Fashion Industry Marketing & Management | 6 | 68 |
| 51 | ENG302-19 | Soft Skills of Education | 6 | 69 |
| 52 | SSC302-19 | Human Rights | 6 | 70 |
| 53 | FD304-19 | Portfolio | 6 | 71 |
| 54 | FD306-19 | Pattern Making & Grading | 6 | 72 |
| 56 | FD308-19 | Term Garment | 6 | 73-74 |
| 57 | FD310-19 | Survey | 6 | 75 |

Course Scheme B.Sc. Fashion Designing

SEMESTER I

I. Theory Subjects

| S. No. | Course Type | Subject Code | Subject Name | Contact Hours (L:T:P) | Credits (L:T:P) | Total Contact Hours | Total Credit Hours |
|--------|-------------|-------------------------|-------------------------------------|-----------------------|-----------------|---------------------|--------------------|
| 1 | DSC-1A | FD101 | Introduction To Textiles | 3:0:0 | 3:0:0 | 3 | 3 |
| 2 | DSC-2A | FD103 | Elements Of Design And Illustration | 2:0:0 | 2:0:0 | 2 | 2 |
| 3 | DSC-3A | FD105 | Basics Of Sewing –I | 2:0:0 | 2:0:0 | 2 | 2 |
| 4 | DSC-3A | FD107 | Fashion Concept | 3:0:0 | 3:0:0 | 3 | 3 |
| 5 | AECC-1 | PBI101 | General Punjabi-I | 3:0:0 | 3:0:0 | 3 | 3 |
| | | HCP101 | History and Culture of Punjab -I | 3:0:0 | 3:0:0 | 3 | 3 |
| 6 | AECC-2 | ENG101 | General English-I | 3:0:0 | 3:0:0 | 3 | 3 |
| 7 | | PT101 PT103 PT105 | NSO NCC NSS | 0:0:2 | 0:0:0 | 2 | 0 |

II. Practical Subjects

| S. No | Course Type | Subject Code | Subject Name | Contact Hours (L:T:P) | Credits (L:T:P) | Total Contact Hours | Total Credit Hours |
|-------|-------------|--------------|---|-----------------------|-----------------|---------------------|--------------------|
| 1 | DSC-4A | FD109 | Introduction To Textiles(Practical) | 0:0:4 | 0:0:2 | 4 | 2 |
| 2 | DSC-5A | FD111 | Elements Of Design And Illustration (Practical) | 0:0:4 | 0:0:2 | 4 | 2 |
| 3 | DSC-6A | FD113 | Basics Of Sewing –I (Practical) | 0:0:4 | 0:0:2 | 4 | 2 |
| 4 | SEC-1 | EDU135 | Use of Computers in Education (Practical) | 0:0:2 | 0:0:2 | 2 | 1 |

Total Contact Hours = 32

Total Credits Hours = 23

SEMESTER II

I. Theory Subjects

| S. No | Course Type | Subject Code | Subject Name | Contact Hours (L:T:P) | Credits (L:T:P) | Total Contact Hours | Total Credit Hours |
|-------|-------------|-------------------------|-----------------------------------|-----------------------|-----------------|---------------------|--------------------|
| 1 | DSC-1B | FD102 | Fabric Study | 3:0:0 | 3:0:0 | 3 | 3 |
| 2 | DSC-2B | FD106 | Indian Traditional Textiles | 4:0:0 | 4:0:0 | 4 | 4 |
| 3 | AECC-3 | PBI102 | General Punjabi-II | 3:0:0 | 3:0:0 | 3 | 3 |
| | | HCP102 | History And Culture Of Punjab -II | 3:0:0 | 3:0:0 | 3 | 3 |
| 4 | AECC-4 | ENG102 | General English-II | 3:0:0 | 3:0:0 | 3 | 3 |
| 5 | AECC-5 | EVS101 | EVS | 3:0:0 | 3:0:0 | 3 | 3 |
| 6 | | PT102 PT104 PT106 | NSO NCC NSS | 0:0:2 | 0:0:0 | 2 | 0 |
| 7 | | | *Educational Tour | | | | |

* At least one Educational Tour must be carried out in the semester for practical exposure of the students. The tour must augment existing or previous lesson plans and synchronize with classroom learning.

II. Practical Subjects

| S. No | Course Type | Subject Code | Subject Name | Contact Hours (L:T:P) | Credits (L:T:P) | Total Contact Hours | Total Credit Hours |
|-------|-------------|--------------|---|-----------------------|-----------------|---------------------|--------------------|
| 1 | DSC-3B | FD108 | Fabric Study(Practical) | 0:0:4 | 0:0:2 | 4 | 2 |
| 2 | DSC-4B | FD110 | Graphic Design And Illustration (Practical) | 0:0:4 | 0:0:2 | 4 | 2 |
| 3 | DSC-5B | FD112 | Basics Of Sewing –II(Practical) | 0:0:4 | 0:0:2 | 4 | 2 |
| 4 | DSC-6B | FD114 | Indian Traditional Textiles(Practical) | 0:0:4 | 0:0:2 | 4 | 2 |

Total Contact Hours = 34

Total Credits Hours = 24

SEMESTER III

I. Theory Subjects

| S No. | Course Type | Subject Code | Subject Name | Contact Hours (L:T:P) | Credits (L:T:P) | Total Contact Hours | Total Credit Hours |
|-------|-------------|--------------|------------------------------------|-----------------------|-----------------|---------------------|--------------------|
| 1 | DSC-1C | FD201 | Textile Designing | 2:0:0 | 2:0:0 | 2 | 2 |
| 2 | DSC-2C | FD205 | Knitting Technology | 3:0:0 | 3:0:0 | 3 | 3 |
| 3 | AECC-6 | PBI201 | General Punjabi-III | 3:0:0 | 3:0:0 | 3 | 3 |
| | | HCP201 | History And Culture Of Punjab -III | 3:0:0 | 3:0:0 | 3 | 3 |
| 4 | AECC-7 | ENG201 | General English- III | 3:0:0 | 3:0:0 | 3 | 3 |
| 5 | SEC-2 | ENG121 | Communication Skills | 2:0:0 | 2:0:0 | 2 | 2 |

| S NO. | Course Type | Subject Code | Subject Name | Contact Hours (L:T:P) | Credits (L:T:P) | Total Contact Hours | Total Credit Hours |
|-------|-------------|--------------|--|-----------------------|-----------------|---------------------|--------------------|
| 1 | DSC-3C | FD207 | Textile Designing(Practical) | 0:0:4 | 0:0:2 | 4 | 2 |
| 2 | DSC-4C | FD209 | Pattern Making And Garment Construction(Practical) | 0:0:6 | 0:0:2 | 4 | 2 |
| 3 | DSC-5C | FD211 | Knitting Technology(Practical) | 0:0:2 | 0:0:1 | 2 | 1 |
| 4 | DSC-6C | FD213 | Creative needle craft(Practical) | 0:0:6 | 0:0:2 | 4 | 2 |
| 5 | DSC-7C | FD215 | Draping (Practical) | 0:0:4 | 0:0:2 | 4 | 2 |

Total Contact Hours = 35

Total Credits Hours = 22

SEMESTER IV

I. Theory Subjects

| S No. | Course Type | Subject Code | Subject Name | Contact Hours (L:T:P) | Credits (L:T:P) | Total Contact Hours | Total Credit Hours |
|-------|-------------|--------------|-----------------------------------|-----------------------|-----------------|---------------------|--------------------|
| 1 | DSC-1D | FD202 | History of costumes | 5:0:0 | 5:0:0 | 5 | 5 |
| 2 | AECC-8 | PBI202 | General Punjabi-IV | 3:0:0 | 3:0:0 | 3 | 3 |
| | | HCP202 | History And Culture Of Punjab -IV | 3:0:0 | 3:0:0 | 3 | 3 |
| 3 | AECC-9 | ENG202 | General English-IV | 3:0:0 | 3:0:0 | 3 | 3 |
| 4 | SEC-3 | EDU222 | Life Skills Education | 3:0:0 | 3:0:0 | 3 | 3 |

II. Practical Subjects

| S No. | Course Type | Subject Code | Subject Name | Contact Hours (L:T:P) | Credits (L:T:P) | Total Contact Hours | Total Credit Hours |
|-------|-------------|--------------|---------------------------------|-----------------------|-----------------|---------------------|--------------------|
| 1 | DSC-2D | FD204 | CAD(Practical) | 0:0:4 | 0:0:2 | 4 | 2 |
| 2 | DSC-3D | FD206 | Fashion Illustration(Practical) | 0:0:4 | 0:0:2 | 4 | 2 |
| 3 | DSC-4D | FD208 | Advance draping(Practical) | 0:0:4 | 0:0:2 | 4 | 2 |
| 4 | DSC-5D | FD210 | Garment making(Practical) | 0:0:6 | 0:0:3 | 6 | 3 |
| 5 | DSC-6D | FD212 | History of costumes(Practical) | 0:0:2 | 0:0:1 | 2 | 1 |

*The students will undertake Training in Industry of course relevance for 4 weeks after the completion of 4th semester. The evaluation of the student will be done in 5th semester on the basis of report writing and presentation for the training done in Industry

Total Contact Hours = 34

Total Credits Hours = 24

SEMESTER V

I. Theory Subjects

| S No. | Course Type | Subject Code | Subject Name | Contact Hours (L:T:P) | Credits (L:T:P) | Total Contact Hours | Total Credit Hours |
|-------|-------------|--------------|--------------------|-----------------------|-----------------|---------------------|--------------------|
| 1 | DSC-1E | FD301 | Leather Technology | 3:0:0 | 3:0:0 | 3 | 3 |
| 2 | SEC-4 | LAW003 | Legal Literacy | 3:0:0 | 3:0:0 | 3 | 3 |

II. Practical Subjects

| S No. | Course Type | Subject Code | Subject Name | Contact Hours (L:T:P) | Credits (L:T:P) | Total Contact Hours | Total Credit Hours |
|-------|-------------|--------------|--|-----------------------|-----------------|---------------------|--------------------|
| 1 | DSC-2E | FD303 | CAD(Practical) | 0:0:4 | 0:0:2 | 4 | 2 |
| 2 | DSC-3E | FD305 | Fashion Illustration And Appreciation(Practical) | 0:0:4 | 0:0:2 | 4 | 2 |
| 3 | DSC-4E | FD307 | Pattern Making And Garment Construction(Practical) | 0:0:4 | 0:0:2 | 4 | 2 |
| 4 | DSC-5E | FD309 | Advance Draping(Practical) | 0:0:4 | 0:0:2 | 4 | 2 |
| 5 | DSC-6E | FD311 | Internship | | 0:0:0 | | 0:0:8 |

Total Contact Hours = 22

Total Credits Hours = 22

SEMESTER VI

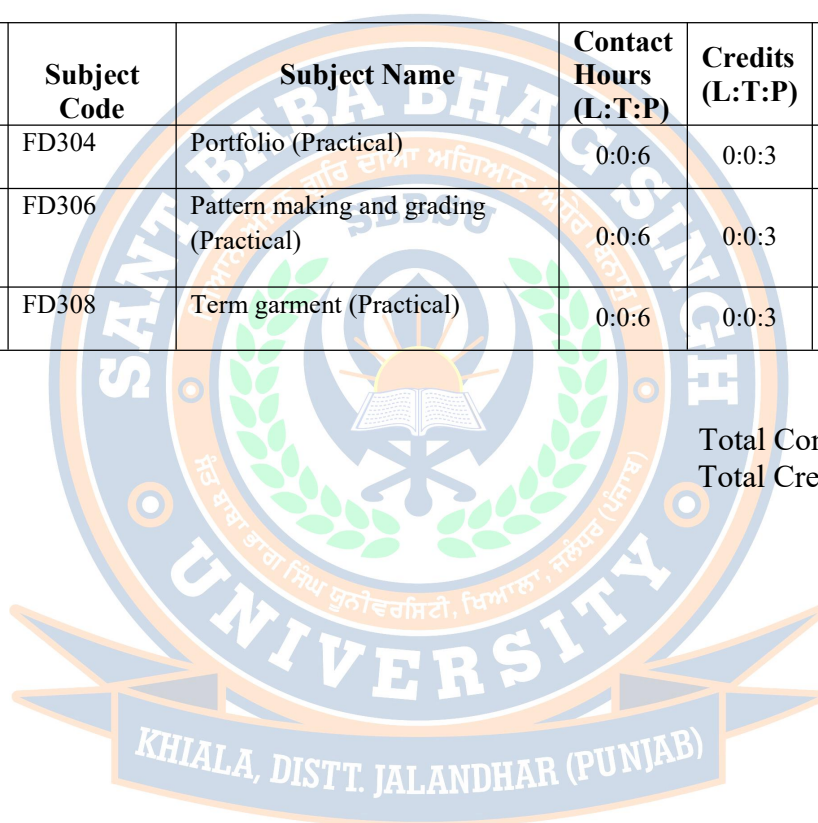
I. Theory Subjects

| S No. | Course Type | Subject Code | Subject Name | Contact Hours (L:T:P) | Credits (L:T:P) | Total Contact Hours | Total Credit Hours |
|-------|-------------|--------------|---|-----------------------|-----------------|---------------------|--------------------|
| 1 | DSC-1F | FD302 | Fashion Industry Marketing And Management | 3:0:0 | 3:0:0 | 3 | 3 |
| 2 | SEC-6 | SSC302 | Human Rights | 3:0:0 | 3:0:0 | 3 | 3 |

Practical Subjects

| S No. | Course Type | Subject Code | Subject Name | Contact Hours (L:T:P) | Credits (L:T:P) | Total Contact Hours | Total Credit Hours |
|-------|-------------|--------------|--|-----------------------|-----------------|---------------------|--------------------|
| 1 | DSC-2F | FD304 | Portfolio (Practical) | 0:0:6 | 0:0:3 | 6 | 3 |
| 2 | DSC-3F | FD306 | Pattern making and grading (Practical) | 0:0:6 | 0:0:3 | 6 | 3 |
| 3 | DSC-4F | FD308 | Term garment (Practical) | 0:0:6 | 0:0:3 | 6 | 3 |

Total Contact Hours = 24
Total Credits Hours = 15



COURSE SCHEME SUMMARY

| | Core Course (DSC) | Ability Enhancement Compulsory Course (AECC) | Skill Enhancement Course (SEC) | Discipline Specific Elective (DSE) |
|-----|--|---|---------------------------------------|---|
| I | DSC-1A DSC-2A DSC-3A DSC-4A DSC-5A DSC-6A | AECC-1 AECC-2 | SEC-1 | |
| II | DSC-1B DSC-2B DSC-3B DSC-4B DSC-5B DSC-6B | AECC-3 AECC-4 AECC-5 | | |
| III | DSC-1C DSC-2C DSC-3C DSC-4C DSC-5C DSC-6C DSC-7C | AECC-6 AECC-7 | SEC-2 | |
| IV | DSC-1D DSC-2D DSC-3D DSC-4D DSC-5D DSC-6D | | SEC-3 | |
| V | DSC-1E DSC-2E DSC-3E DSC-4E DSC-5E DSC-6E | | SEC-4 | |
| VI | DSC-1F DSC-2F DSC-3F DSC-4F DSC-5F DSC-6F | | SEC-5 SEC-6 | |

First Semester



| | |
|------------------------------|---|
| Course Code | FD101-19 |
| Course Title | Introduction To Textiles |
| Type of course | Theory |
| L T P | 3 0 0 |
| Credits | 3 |
| Course Prerequisite | 10+2 |
| Course Objective (CO) | <ul style="list-style-type: none"> • To impart the knowledge of fibre, sources of fibres, their definitions and properties. • To provide students with knowledge of yarn science and yarn properties. |

UNIT-I

Textile Terminologies: fibre, yarn, elasticity, absorbency, resiliency, drapability, twist, blend, staple, filament, combing, carding, roving, spinning, slivering, lapping.

Introduction to Textile Fibre.

Classification of Fibres: acc. to their origin and source (natural and manmade/synthetic).

UNIT-II

Manufacturing process, properties, and use, types of **natural fibres**.

Manufacturing process, properties, and use, types of **man made or synthetic fibres**.

UNIT-III

Introduction to yarns:

Classification of yarns: simple yarns- single, multiply and cord yarns; novelty yarns- slub, spiral, boucle, grenalelle, nub, chennile; textured yarns- stretch yarns, bulk yarns; blended yarns.

UNIT-IV

Manufacturing of yarns

Yarn properties: yarn liner density, twist in yarn, twist direction and strength, yarn count and yarn numbering system.

RECOMMENDED BOOKS

| S. No | Name | Author(S) | Publisher |
|-------|---|---------------------------------------|---------------------------------|
| 1 | Textile Fibre To Fabric | Benard P. Corbman | Mcgraw Hill |
| 2 | A Textbook Of Fibber Science And Technology | S. P. Mishra | New Age International, 2000 |
| 3 | Understanding textiles | Phyllis G. Tortora, Billie J. Collier | Mc Millan Co. Usa 1997 |
| 4 | Textile science | Vilensky | CBS Publication, New Delhi 2000 |
| 5 | Introduction to textiles | Kanwar, varinderpal | Kalyani publishers |

| | |
|------------------------------|--|
| Course Code | FD103-19 |
| Course Title | Elements of Design & Illustration |
| Type of course | Theory |
| L T P | 2 0 0 |
| Credits | 2 |
| Course Prerequisite | 10+2 |
| Course Objective (CO) | <ul style="list-style-type: none"> To help students to understand design fundamental, elements and principals of design. To enable students to gain knowledge of fiure sketching and drawing. To understand the fashion design concepts, illustration techniques and colour theories. |

UNIT-I

Introduction to art media and its application.

Types of art media- pencil, pencil color, crayons, poster color, erasers, acrylic rendering and shading skills.

UNIT-II

Design- definition and types.

Factor affecting the selection of clothes.

UNIT-III

Elements of Art and Design- line, form, shape, space, size, texture, and color.

Principles of Art and Design- harmony, balance, rhythm, proportion and emphasis.

UNIT-IV

Color Dimensions.

Color Schemes- primary, secondary and tertiary.

RECOMMENDED BOOKS

| S. No | Name | Author(S) | Publisher |
|-------|---|------------------|--------------------------|
| 1 | Fashion Design Drawing And Presentation | Patrick john | B.T Batsford, London |
| 2 | Figure Drawing For Fashion | Elisabetta Drudi | The Pepin Press. |
| 3 | Fashion Drawing- The Basic Principals. | Allen And Seaman | B.T Batsford, London |
| 4 | Fashion And Color | Mary Garth | Mcgraw Hill Book Company |
| 5 | Principal Of Colour And Colour Mixing | Bustanoby J. H | Mcgraw Hill Book Company |

| | |
|-------------------------------|--|
| Course Code | FD105-19 |
| Course Title | Basic of Sewing –I |
| Type Of Course | Theory |
| L T P | 2 0 0 |
| Credits | 2 |
| Course Prerequisites | 10+2 |
| Course Objectives (CO) | <ul style="list-style-type: none"> To impart knowledge of machines used for sewing. |

UNIT-I

Introduction of sewing machines

Different types of sewing machines.

Define **tools and equipments** of sewing machines.

UNIT-II

Maintenance of sewing machines, common problems and their remedies.

Definition, types and their applications: Darts, Tucks, Pleats, Gathers.

UNIT-III

Definition and types of pockets: Patch Pocket, Cross Pocket , Bound Pocket , Flap Pocket , Kurta Pocket.

Definition and types of plackets: One piece placket (continuous), Two piece placket, Zip placket , Kurta placket.

UNIT-IV

Definition, types and present trends of **Fasteners**

Definition, types and their applications: Seam, Seam finish.

RECOMMENDED BOOKS

| S. No | Name | Author(S) | Publisher |
|-------|---|---------------------------------------|---|
| 1 | Basic Process and Clothing Construction | Shree Doongaji and Roshani Desh Pande | Publisher Unique Education Books , Raj Parkashan , New Delhi. |
| 2 | Garment Construction Skills | Mulhak Premlata | Sewing Techniques , ADK Publishing Books , New York 1996 |
| 3 | The Art Of Sewing | Thomas, Anna, Jacob | UBSPDPublishers Distributors Ltd , New Delhi |

| | |
|------------------------------|---|
| Course Code | FD107-19 |
| Course Title | Fashion Concept |
| Type of course | Theory |
| L T P | 3 0 0 |
| Credits | 3 |
| Course Prerequisite | 10+2 |
| Course Objective (CO) | <ul style="list-style-type: none"> To create awareness about clothing culture. To impact knowledge of clothing communication and fashion expression |

UNIT-I

Fashion Terminology: Fashion, style, change, fashion cycle, fad, classic, boutique, croque, fashion trends, haute couture, designer, prêt-a-porter, silhouette, street fashion.

UNIT-II

Fashion: Definition, Importance, factors affecting fashion, difference of fashion and anti-fashion, principles of fashion.

UNIT-III

Origin of fashion.

Fashion cycles and breaks in fashion cycle.

Fashion theories - trickle down, trickle across and bottom up theory.

UNIT-IV

Fashion forecasting – concept of seasons, fairs and international markets.

Role of Social and Psychological aspects of clothing.

RECOMMENDED BOOKS

| S. No | Name | Author(S) | Publisher |
|-------|--------------------------------------|------------------|-------------------------|
| 1 | Fashion Design Vol.1 Fashion Concept | Dr. Navneet Kaur | Comdex /Dreamtech press |
| 2 | Inside Fashion Design | Sharon Lee Tate | Pearson |

| | |
|------------------------------|---|
| Course Code | ENG101-19 |
| Course Title | General English |
| Type of course | Theory |
| L T P | 3 0 0 |
| Credits | 3 |
| Course Prerequisite | 10+2 |
| Course Objective (CO) | <ul style="list-style-type: none"> • The students will critically read and analyze the prescribed texts. • The students will demonstrate effective word choice, vocabulary, idioms, grammar and sentence structure allowing accurate communication of meaning in written work. • The students will recognize the correct usage of present/past/future tenses in contextualized speech. |

UNIT I

Tales of Life: The Umbrella (Henry Rene Albert Guy de Maupassant), The Story Teller (H.H. Munro Saki)

Prose for Young Learners: Universal Declaration Of Human Rights (U.N. Charter) ,Symptoms (Jerome K. Jerome)

Murphy's English Grammar:

UNIT II

Tales of Life: The Lament (Anton Pavlovich Chakhov), The Luncheon (William Somerset Maugham)

Prose for Young Learners:On Spendthrifts (A.G.Gardinar), The Power of Women (Richard Gardon)A Dialogue On Democracy (Albert Sydney Horby)

UNIT III

Tales of Life: The Shroud (Prem Chand)

Prose for Young Learners: A Dialogue On Democracy (Albert Sydney Horby)

UNIT IV

English Grammar in Use: Unit 1 to Unit 25

RECOMMENDED BOOKS

| S.No. | Author(S) | Year | Title | Publisher |
|-------|---|------|--------------------------|--|
| 1 | Singh, S | 2008 | Tales of Life | Press and Publication Department, Guru Nanak Dev University, Amritsar. |
| 2 | Tewari, A. K, Midha, V.K, Sharma, R.K | 2011 | Prose For Young Learners | Publication Bureau, Guru Nanak Dev University, Amritsar |
| 3 | Murphy, R | 2015 | English Grammar in Use | Cambridge University Press |

| | |
|-------------------------------|--|
| Course Code | PBI101-19 |
| Course Title | General Punjabi-I |
| Type of Course | Theory |
| L T P | 3 0 0 |
| Credits | 3 |
| Course Prerequisite | 10+2 |
| Course Objectives (CO) | <ul style="list-style-type: none"> ਵਿਦਿਆਰਥੀ ਆਧੁਨਿਕ ਪੰਜਾਬੀ ਕਵੀਆਂ ਦੀ ਜੀਵਨੀ ਤੋਂ ਜਾਣੂ ਹੋਣਗੇ। ਵਿਦਿਆਰਥੀਆਂ ਨੂੰ ਆਧੁਨਿਕ ਪੰਜਾਬੀ ਕਵਿਤਾ ਦੀ ਵਿਸ਼ੈਗਤ ਜਾਣਕਾਰੀ ਹੋ ਜਾਵੇਗੀ। ਵਿਦਿਆਰਥੀਆਂ ਵਿੱਚ ਰੇਖਾ ਚਿੱਤਰਾਂ ਦਾ ਅਧਿਐਨ ਕਰਨ ਦਾ ਹੁਨਰ ਉਤਪੰਨ ਹੋਵੇਗਾ। ਵਿਦਿਆਰਥੀਆਂ ਨੂੰ ਪੰਜਾਬੀ ਧੁਨੀ ਵਿਉਂਤਬੰਦੀ ਸੰਬੰਧੀ ਗਿਆਨ ਹਾਸਿਲ ਹੋ ਜਾਵੇਗਾ। ਵਿਦਿਆਰਥੀ ਪੰਜਾਬੀ ਉਪ- ਭਾਸ਼ਾਵਾਂ ਨੂੰ ਪਛਾਣਣਯੋਗ ਹੋ ਜਾਣਗੇ। |

ਭਾਗ-ਪਹਿਲਾ

- ਆਧੁਨਿਕ ਪੰਜਾਬੀ ਕਵਿਤਾ: ਭਾਈ ਵੀਰ ਸਿੰਘ (ਰਉਂ ਰੁਖ, ਸਮਾਂ, ਇੱਛਾ ਬਲ ਤੇ ਡੂੰਘੀਆਂ ਸ਼ਾਮਾਂ), ਧਨੀ ਰਾਮ ਚਾੜ੍ਹਕ(ਰਾਧਾ ਸੰਦੇਸ਼, ਸਿਦਕਾਂ ਵਾਲਿਆਂ ਦੇ ਬੇੜੇ ਪਾਰ ਨੇ), ਪ੍ਰੋ. ਪੂਰਨ ਸਿੰਘ(ਪੁਰਾਣੇ ਪੰਜਾਬ ਨੂੰ ਆਵਾਜ਼ਾਂ), ਫੀਰੋਜ਼ਦੀਨ ਸ਼ਰਫ਼(ਕੁਰਬਾਨੀ, ਖੈਰ ਪੰਜਾਬੀ ਦੀ), ਪ੍ਰੋ. ਮੋਹਨ ਸਿੰਘ(ਆਉ ਨੱਚੀਏ, ਨਵਾਂ ਕੌਤਕ), ਨੰਦ ਲਾਲ ਨੂਰਪੁਰੀ(ਚੁੰਮ ਚੁੰਮ ਰੱਖੋ, ਮਜ਼ਦੂਰ), ਅੰਮ੍ਰਿਤਾ ਪ੍ਰੀਤਮ(ਬਾਰਾਂ ਮਾਹ, ਸੰਯੋਗ ਵਿਯੋਗ), ਡਾ. ਹਰਭਜਨ ਸਿੰਘ(ਤੇਰੇ ਹਜ਼ੂਰ ਮੇਰੀ ਹਾਜ਼ਿਰੀ ਦੀ ਦਾਸਤਾਂ), ਸ਼ਿਵ ਕੁਮਾਰ ਬਟਾਲਵੀ(ਬਿਰਹੋਂ ਦੀ ਰੜਕ, ਜ਼ਖਮ), ਸੁਰਜੀਤ ਪਾਤਰ(ਚੌਂਕ ਸ਼ਹੀਦਾਂ 'ਚ ਉਸਦਾ ਆਖਿਰੀ ਭਾਸ਼ਣ, ਗਜ਼ਲ)

ਭਾਗ-ਦੂਸਰਾ

- ਪੰਜਾਬ ਦੇ ਮਹਾਨ ਕਲਾਕਾਰ(ਲੇਖ): ਕੇ. ਐੱਲ. ਸਹਿਗਲ, ਬੜੇ ਗੁਲਾਮ ਅਲੀ ਖਾਂ, ਸੋਭਾ ਸਿੰਘ, ਪ੍ਰਿਥਵੀਰਾਜ ਕਪੂਰ, ਭਾਈ ਸਮੁੰਦ ਸਿੰਘ।

ਭਾਗ-ਤੀਸਰਾ

- ਪੰਜਾਬੀ ਧੁਨੀ ਵਿਉਂਤ : ਉਚਾਰਨ ਅੰਗ, ਉਚਾਰਨ ਸਥਾਨ ਤੇ ਵਿਧੀਆਂ, ਸਵਰ, ਵਿਅੰਜਨ।

ਭਾਗ-ਚੌਥਾ

- ਭਾਸ਼ਾ ਵੰਨਗੀਆਂ: ਭਾਸ਼ਾ ਦਾ ਟਕਸਾਲੀ ਰੂਪ, ਭਾਸ਼ਾ ਅਤੇ ਉਪ- ਭਾਸ਼ਾ ਦਾ ਅੰਤਰ, ਪੰਜਾਬੀ ਉਪਭਾਸ਼ਾਵਾਂ ਦੇ ਪਛਾਣ ਚਿੰਨ੍ਹ।

ਪਾਠ- ਪੁਸਤਕਾਂ ਅਤੇ ਹਵਾਲਾ ਪੁਸਤਕਾਂ

| ਲੇਖਕ | ਫੁਸਤਕ | ਫਬਲਿਸ਼ਰ |
|---|------------------------|--|
| ਸੰਪਾਦਕ, ਢਿੱਲੋਂ; ਹ.ਸ. ਅਤੇ ਸਰਗੋਧੀਆ; ਪ.ਸ. | ਦੋ ਰੰਗ | ਪਬਲੀਕੇਸ਼ਨ ਬਿਊਰੋ, ਗੁਰੂ ਨਾਨਕ ਦੇਵ ਯੂਨੀਵਰਸਿਟੀ, ਅੰਮ੍ਰਿਤਸਰ |
| ਗਾਰਗੀ; ਬ. | ਪੰਜਾਬ ਦੇ ਮਹਾਨ ਕਲਾਕਾਰ | ਪਬਲੀਕੇਸ਼ਨ ਬਿਊਰੋ, ਗੁਰੂ ਨਾਨਕ ਦੇਵ ਯੂਨੀਵਰਸਿਟੀ, ਅੰਮ੍ਰਿਤਸਰ |
| ਸਿੰਘ; ਹ. | ਪੰਜਾਬੀ ਬਾਰੇ | ਪੰਜਾਬੀ ਯੂਨੀਵਰਸਿਟੀ, ਪਟਿਆਲਾ |
| ਸਿੰਘ; ਤੀਰਥ (ਡਾ.) | ਪੰਜਾਬੀ ਅਧਿਆਪਨ | ਐੱਸ. ਜੀ. ਪਬਲਿਸ਼ਰਜ਼, ਜਲੰਧਰ |
| ਸੇਖੋਂ; ਸੁਖਵਿੰਦਰ ਸਿੰਘ (ਡਾ.) ਅਤੇ ਸੇਖੋਂ; ਮਨਦੀਪ ਕੌਰ | ਪੰਜਾਬੀ ਭਾਸ਼ਾ ਦਾ ਅਧਿਆਪਨ | ਕਲਿਆਣੀ ਪਬਲਿਸ਼ਰਜ਼, ਲੁਧਿਆਣਾ |

| | |
|------------------------|--|
| Course code | HCP101-19 |
| Course title | History and Culture of Punjab -I |
| Type of course | Theory |
| L T P | 3:0:0 |
| Credits | 3 |
| Course prerequisite | NA |
| Course objectives (CO) | <ol style="list-style-type: none"> 1. The Student will acquire the knowledge about Punjab and its Historical Resources. 2. The Student will understand the Harppan Culture and different Vedic Periods. 3. The Students will analyze the Alexander's invasions. |

Unit I

Ancient Punjab: Physical features, Political, Social, Economic, Geographical, Religious impact on History, Historical Sources: Literacy, Archaeological, Harappan Culture: Extent and Town Planning.

Unit II

Harppan Culture: Social, Economic and Religious life; Causes and Disappearance, Rig Vedic Age: The rise of Indo Aryans, Main features of the life in Early Vedic Age, Later Vedic Age: Political, Economic, Social, and Religious life of Later Vedic Aryans.

Unit III

Caste system: Origin and Evolution, The Epics: Historical importance of Ramayan and Mahabharat, Political condition on eve Alexander's Invasion.

Unit IV

Impact of Alexander's Invasion on Social and Culture Life., Position of Women: Harppan, Early Vedic and Later Vedic Age.

Important Historical places of Punjab: Mohenjodaro, Harappa, kotla Nihang khan, Sanghol, Banawali, Taxila, Hastinapur, Indraprastha, Srinagar, Sakala, Purusapura

Text and References Books:

| S.NO. | Author's | Title | Publisher |
|-------|----------------|-------------------------------|------------------------|
| 1 | Sukhdev Sharma | History And Culture Of Punjab | New Academic Publisher |
| 2 | Romila Thapar | A History of India, Vol. I | Penguin Books |

| | |
|------------------------------|---|
| Course Code | FD109-19 |
| Course Title | Introduction to Textiles (LAB) |
| Type of course | Practical |
| L T P | 0 0 4 |
| Credits | 2 |
| Course Prerequisite | 10+2 |
| Course Objective (CO) | <ul style="list-style-type: none"> To impart the knowledge of fibre, sources of fibres, their definitions and properties. To provide students with knowledge of yarn science and yarn properties. |

- 1. Identification of fibres:** Burning Test, Microscopic Test, and Solubility Test.
- 2. Identification of yarn types (visually):** staple, spun, cord, cable, fancy, and filament
- 3. Yarn count**

***Prepare a file containing different types of fibres and yarns along with their swatches of test done.**

RECOMMENDED BOOKS

| S. No | Name | Author(S) | Publisher |
|-------|--|---------------------------------------|---------------------------------|
| 1 | Textile Fibre To Fabric | Benard P. Corbman | Mcgraw Hill |
| 2 | A Textbook Of Fiber Science And Technology | S. P. Mishra | New Age International, 2000 |
| 3 | Understanding textiles | Phyllis G. Tortora, Billie J. Collier | Mc Millan Co. USA 1997 |
| 4 | Textile science | Vilensky | CBS Publication, New Delhi 2000 |
| 5 | Introduction to textiles | Kanwar, varinderpal | Kalyani publishers |
| 6 | Yarn technology | Sangeeta singh | |

| | |
|------------------------------|--|
| Course Code | FD111-19 |
| Course Title | Elements of Design & Illustration (LAB) |
| Type of course | Practical |
| L T P | 0 0 4 |
| Credits | 2 |
| Course Prerequisite | 10+2 |
| Course Objective (CO) | <ul style="list-style-type: none"> • To help students to understand design fundamental, elements and principals of design. • To enable students to gain knowledge of fiure sketching and drawing. • To understand the fashion design concepts, illustration techniques and colour theories. |

1. The basic drawing and rendering of equipments using, pencils, crayon, poster and acrylic color.
2. Draw different designs using elements of design.
3. Draw different designs using principles of design.
4. Color wheel: primary color, secondary color and tertiary color.
5. Draw designs showing different shades of warm & cool and pale & bright.
6. Make designs showing color scheme: achromatic, analogous, monochromatic, complimentary and neutral color.
7. Sketching of features: eyes, ears, nose, lips, arms, hands, legs and foot.
8. Block figures: 8 head figure, 10 head figure, 12 head figure,
9. Different postures of figure,
10. Flesh figures.

RECOMMENDED BOOKS

| S. No | Name | Author(S) | Publisher |
|-------|---|------------------|--------------------------|
| 1 | Fashion Design Drawing And Presentation | Patrick john | B.T Batsford, London |
| 2 | Figure Drawing For Fashion | Elisabetta Drudi | The Pepin Press. |
| 3 | Fashion Drawing- The Basic Principals. | Allen And Seaman | B.T Batsford, London |
| 4 | Fashion And Color | Mary Garth | Mcgraw Hill Book Company |
| 5 | Principal Of Colour And Colour Mixing | Bustanoby J. H | Mcgraw Hill Book Company |

| | |
|------------------------------|--|
| Course Code | FD113-19 |
| Course Title | Basic of Sewing –I (LAB) |
| Type of course | Practical |
| L T P | 0 0 4 |
| Credits | 2 |
| Course Prerequisite | 10+2 |
| Course Objective (CO) | <ul style="list-style-type: none"> To impart knowledge of machines used for sewing. |

1. Introduction to different parts of sewing machine, their care and maintenance
2. **Basic hand stitches:** Even and Uneven Tacking, Visible and Invisible Tacking, Diagonal Tacking, Back Stitch, Blanket Stitch.
3. **Basic machine stitches:** Plain Seam , Run ‘n’ fell Seam , French Seam , Counter Seam , Counter hem , Mantua Maker , Binding , Slot , Lap , Piped.
4. **Seam finishes:** Bound Seam Finish, Double Stitched Finish, EdgeStitched Finish, Herringbone Finished, Overcast Seam Finish, Pinked Seam.
5. **Fullness:** Darts, Gathers, Tucks, Pleats.
6. **Plackets:** One piece placket (continuous), Two piece placket, Zip placket.
7. **Pockets:** Patch Pocket, Flap Pocket.

RECOMMENDED BOOKS

| S. No | Name | Author(S) | Publisher |
|-------|---|---------------------------------------|---|
| 1 | Basic Process and Clothing Construction | Shree Doongaji and Roshani Desh Pande | PublisherUnique EducationBooks , Raj Parkashan , New Delhi. |
| 2 | Garment Construction Skills | Mulhak Premlata | Sewing Techniques , ADK Publishing Books , New York 1996 |
| 3 | The Art Of Sewing | Thomas, Anna, Jacob | UBSPDPublishers Distributors Ltd , New Delhi |

| | |
|-------------------------------|--|
| Course Code | EDU135-19 |
| Course Title | Use of Computer in Education |
| Type of course | Practical |
| L T P | 0 0 2 |
| Credits | 1 |
| Course pre-requisite | Graduation |
| Course Objectives (CO) | After the completion of the course, students will be able to: 1. Learn the basics of computer. 2. Learn the basic open office tools to manage various kinds of documents. 3. Learn about internet and its usage to exchange data worldwide. |

SYLLABUS

Introduction to MS-Word: Creating, Editing, Saving and printing of documents, Alignment and Formatting paragraphs, Creating headers and footers.

Introduction to MS-PowerPoint: Creating a presentation, modifying the slide master, Formatting and checking text, Adding objects, Modifying and adding transitions, Adding animations

Creating and printing excel worksheets : Entering and editing cell entries, Adjusting worksheet layout, Borders and colors, Preview and printing, Sorting, Filtering and validations

Creating Charts: Types of charts, creating a chart, Editing and formatting charts

Recommended Books

| S. No | Name | Author(S) | Publisher |
|-------|----------------------------|--|-------------------------------------|
| 1 | OpenOffice.org for Dummies | Gurdy Leete, Ellen Finkelstein, Mary Leete | Wiley, 1st Edition |
| 2 | Introduction to Computers | Leon, Alexis | Vikas Publishing House, 1st Edition |



| | |
|------------------------------|--|
| Course Code | FD102-19 |
| Course Title | Fabric Study |
| Type of course | Theory |
| L T P | 4 0 0 |
| Credits | 4 |
| Course Prerequisite | 10+2 |
| Course Objective (CO) | <ul style="list-style-type: none"> To impart knowledge of fabric manufacture and fabric properties. To enable students to understand fabric structures and to analyses them. |

- 1. Methods of fabric construction**
- 2. Loom:** Its types, parts and operation.
- 3. Weaving:** Its types
- 4. Basic Weaves:** Plain, twill, satin, their variation and types.
- 5. Novelty\ fancy weave:** Pile, jacquard, dobby and its types.
- 6. Non weaving fabric and techniques**
- 7. Felting:** Definition, manufacturing process, types, properties and use.
- 8. Bonding:** Definition, manufacturing process, types, properties and use.
- 9. Physical properties of fabric:** fabric strength, abrasion, resistance, crease recovery, stiffness, drapability, static electricity, thermal conductivity, air permeability, water repellence, thickness, shrink resistance, pilling resistance.

RECOMMENDED BOOKS

| S. No | Name | Author(S) | Publisher |
|-------|---|----------------------|------------------------|
| 1 | Fabric Studies | Jain, Payal | Har Anand Publications |
| 2 | Textile Fiber To Fabric | Corbman | Mc Graw Hill B9ook |
| 3 | Understanding Fabrics From Fibers To Finished Clothes | Gioelle, Debbie, Ann | Fairchild Publication |

| | |
|------------------------------|--|
| Course Code | FD106-19 |
| Course Title | Indian Traditional Textiles |
| Type of course | Theory |
| L T P | 4 0 0 |
| Credits | 4 |
| Course Prerequisite | 10+2 |
| Course Objective (CO) | <ul style="list-style-type: none"> To improve knowledge of traditional design and motifs of textiles. To introduce applications of these motifs on the different textiles. |

UNIT-I

Woven fabrics: - Carpets and Durries

Shawls

Saries– Chanderi, Maheshwari, Kanjeevaram, Paithani

Brocade and Chanderi

UNIT-II

Resist Dyed: - Bhandani

Ikat

Patola

UNIT-III

Printed & Painted: - Block printed textiles from Gujarat and Rajasthan

Kalamkari

Sanganeri

UNIT-IV

Embroideries: Introduction, its types, influences, basic fabrics, decorative stitches, techniques and their colour combinations.

Phulkari

Kantha

Kutch

Kasuti

Chamba Rumal

Chikankari

Kashida

RECOMMENDED BOOKS

| S. No | Name | Author(S) | Publisher |
|-------|-----------------------------|----------------------|---------------------------|
| 1 | Indian Embroidery | Rosemary Crill | V&A Publications,1999 |
| 2 | Traditional Indian Textiles | John Gillow Nicholar | Thames & Hudson Ltd |
| 3 | Textile And Craft Of India | Surendra Sahai | Prakash book depot |
| 4 | Indian Ethic Textile Design | Santosh Gupta | K.R.J. Book International |

| | |
|----------------------------|--|
| Course Code | PBI102-18 |
| Course Title | General Punjabi-II |
| Type of Course | Theory |
| L T P | 3 0 0 |
| Credits | 3 |
| Course Prerequisite | 10+2 |
| ਫੋਰਸਟ ਬਜਟਚਟਵਿਸ (ਛੋ) | <ol style="list-style-type: none"> ਵਿਦਿਆਰਥੀ ਆਧੁਨਿਕ ਪੰਜਾਬੀ ਕਹਾਣੀਕਾਰਾਂ ਦੀ ਜੀਵਨੀ ਤੋਂ ਜਾਣੂ ਹੋਣਗੇ। ਵਿਦਿਆਰਥੀਆਂ ਨੂੰ ਆਧੁਨਿਕ ਪੰਜਾਬੀ ਕਹਾਣੀ ਦੀ ਵਿਸ਼ੇਸ਼ਤਾ ਜਾਣਕਾਰੀ ਹੋ ਜਾਵੇਗੀ। ਵਿਦਿਆਰਥੀਆਂ ਵਿੱਚ ਰੇਖਾ ਚਿੱਤਰਾਂ ਦਾ ਅਲੋਚਨਾਤਮਕ ਅਧਿਐਨ ਕਰਨ ਦਾ ਹੁਨਰ ਉਤਪੰਨ ਹੋਵੇਗਾ। ਵਿਦਿਆਰਥੀ ਮੁਹਾਵਰੇ, ਅਖਾਣਾਂ ਦੀ ਢੁਕਵੀਂ ਵਰਤੋਂ ਕਰਨਾਂ ਸਿੱਖ ਜਾਣਗੇ |

ਭਾਗ- ਓ

ਪੰਜਾਬੀ ਨਿੱਕੀ ਕਹਾਣੀ: ਭੂਆ (ਨਾਨਕ ਸਿੰਘ), ਬਾਗੀ ਦੀ ਧੀ (ਗੁਰਮੁਖ ਸਿੰਘ ਮੁਸਾਫ਼ਿਰ), ਪੇਮੀ ਦੇ ਨਿਆਣੇ(ਸੰਤ ਸਿੰਘ ਸੇਖੋਂ), ਬਾਗਾਂ ਦਾ ਰਾਖਾ(ਸੁਜਾਨ ਸਿੰਘ), ਤੈਂ ਕੀ ਦਰਦ ਨਾ ਆਇਆ(ਕਰਤਾਰ ਸਿੰਘ ਦੁੱਗਲ), ਧਰਤੀ ਹੇਠਲਾ ਬੋਲਪ(ਕੁਲਵੰਤ ਸਿੰਘ ਵਿਰਕ), ਦੂਜੀ ਵਾਰ ਜੇਬ ਕੱਟੀ ਗਈ(ਨਵਤੇਜ ਸਿੰਘ), ਲਛਮੀ(ਪ੍ਰੇਮ ਪ੍ਰਕਾਸ਼), ਬੁੱਤ ਸ਼ਿਕਨ(ਅਜੀਤ ਕੌਰ), ਬੱਸ ਕੰਡਕਟਰ(ਦਲੀਪ ਕੌਰ ਟਿਵਾਣਾ)।

ਭਾਗ- ਅ

ਪੰਜਾਬ ਦੇ ਮਹਾਨ ਕਲਾਕਾਰ (ਲੇਖ): ਸਤੀਸ਼ ਗੁਜਰਾਲ, ਗੁਰਚਰਨ ਸਿੰਘ, ਠਾਕੁਰ ਸਿੰਘ, ਬਲਰਾਜ ਸਾਹਨੀ, ਸੁਰਿੰਦਰ ਕੌਰ।

ਭਾਗ- ਏ

ਸ਼ਬਦ ਬਣਤਰ ਅਤੇ ਸ਼ਬਦ ਰਚਨਾ: ਪਰਿਭਾਸ਼ਾ ਅਤੇ ਮੁੱਢਲੇ ਸੰਕਲਪ

ਭਾਗ- ਸ

ਪੈਰ੍ਹਾ ਰਚਨਾ, ਮੁਹਾਵਰੇ ਅਤੇ ਅਖਾਣ।

ਪੈਰ੍ਹਾ ਪੜ੍ਹ ਕੇ ਪ੍ਰਸ਼ਨਾਂ ਦੇ ਉੱਤਰ ਦੇਣਾ।

ਹਵਾਲਾ ਅਤੇ ਪਾਠ- ਪੁਸਤਕਾਂ

| ਲੇਖਕ | ਸਾਲ | ਫੁਸਤਕ | ਪਬਲਿਸ਼ਰ |
|--|------|------------------------|--|
| ਸੰਪਾਦਕ, ਢਿੱਲੋਂ; ਹ.ਸ. ਅਤੇ ਸਰਗੋਧੀਆ, ਪ.ਸ. | 2014 | ਦੋ ਰੰਗ | ਪਬਲੀਕੇਸ਼ਨ ਬਿਊਰੋ, ਗੁਰੂ ਨਾਨਕ ਦੇਵ ਯੂਨੀਵਰਸਿਟੀ, ਅੰਮ੍ਰਿਤਸਰ |
| ਗਾਰਗੀ, ਬ. | 1995 | ਪੰਜਾਬ ਦੇ ਮਹਾਨ ਕਲਾਕਾਰ | ਪਬਲੀਕੇਸ਼ਨ ਬਿਊਰੋ, ਗੁਰੂ ਨਾਨਕ ਦੇਵ ਯੂਨੀਵਰਸਿਟੀ, ਅੰਮ੍ਰਿਤਸਰ |
| ਸਿੰਘ, ਹ. | 1966 | ਪੰਜਾਬੀ ਬਾਰੇ | ਪੰਜਾਬੀ ਯੂਨੀਵਰਸਿਟੀ, ਪਟਿਆਲਾ |
| ਸਿੰਘ, ਤ. | 2014 | ਪੰਜਾਬੀ ਅਧਿਆਪਨ | ਐੱਸ. ਜੀ. ਪਬਲਿਸ਼ਰਜ਼, ਜਲੰਧਰ |
| ਸੇਖੋਂ, ਸ.ਸ. ਅਤੇ ਸੇਖੋਂ, ਮ.ਕ. | 2015 | ਪੰਜਾਬੀ ਭਾਸ਼ਾ ਦਾ ਅਧਿਆਪਨ | ਕਲਿਆਣੀ ਪਬਲਿਸ਼ਰਜ਼, ਲੁਧਿਆਣਾ |

| | |
|-----------------------|--|
| Course code | HCP102-19 |
| Course title | History And Culture Of Punjab –II |
| Type of course | Theory |

| | |
|------------------------|--|
| Course Code | ENG102-18 |
| Course Title | General English-II |
| Type of Course | Theory |
| L T P | 3 0 0 |
| L T P | 3:0:0 |
| Credits | 3 |
| Course prerequisite | NA |
| Course objectives (CO) | <ol style="list-style-type: none"> 1. The Student will acquire the knowledge Of Mauryan Empire. 2. The Student will understand the impact of Buddhism & Jainism on Punjab. 3. To aware the learners Depiction of Punjab in the accounts of Chinese travelers. |

Unit-I

The Mauryan Empire: Social, Economic and Religious life, Buddhism and Jainism: Impact on Punjab with special reference to 4th Buddhist Council., The Kushanas: Impact of Kanishka's rule on Punjab.

Unit-II

Gandhara School of Art: Salient features, The Guptas: Cultural and Scientific Developments. Position of Women: Under the Mauryas, the Guptas and the Vardhanas.

Unit-III

Depiction of Punjab in the accounts of Chinese travelers. Fahien and Hwen Tsang. Main developments in literature, Education: Significant Developments: Taxila.

UNIT IV

Society and Culture on the eve of the Turkish invasion of Punjab, Punjab in the Kitab-ul-Hind of Alberuni, Important Historical places: Lahore, Multan Bathinda, Uchh, Jalandhar, Thanesar, Kangra, Taxila, Kundalvana, Pehowa, Thatta.

Text and References Books:

| S.NO. | Author's | Title | Publisher |
|-------|----------------|---|-----------------------------|
| 1 | Sukhdev Sharma | History And Culture Of Punjab | New Academic Publisher |
| 2 | Romila Thapar | A History of India, Vol. I | Penguin Books |
| 3 | L.M.Joshi | History and Culture of the Punjab, Vol. I | Punjabi University, Patiala |

| | |
|------------------------------|--|
| Credits | 3 |
| Course Prerequisite | 10+2 |
| Course Objective (CO) | <ul style="list-style-type: none"> • The students will do intensive and extensive reading of the prescribed texts. • The students will assimilate new words and use them in communicative context. • The students will apply the knowledge of modals, voice, reported speech and auxiliary verbs in written and oral context. |

UNIT I

Tales of Life: The Doll's House (Katherine Mansfield), Eveline (James Joyce)

Prose for Young Learners: The School For Sympathy (E.V. Lucas) AIDS (U.N.Report)

UNIT II

Tales of Life: The Taboo (Victor Astafyev), A Strand of Cotton (Suneet Chopra)

Prose for Young Learners: Beauty And The Beast (R.K.Narayan), With A Song On Their Lips (Hugh & Colleen Gantzer)

UNIT-III

Tales of Life: Toba Tek Singh (Saadat Hassan Manto)

Prose for Young Learners: My Financial Careers (Stephen Leacock)

UNIT-IV

English Grammar in Use: Unit 26 to 52

RECOMMENDED BOOKS

| S.No | Author(S) | Title | Publishers |
|------|---|--------------------------|--|
| 1 | Singh, S | Tales of Life | Press and Publication Department, Guru Nanak Dev University, Amritsar. |
| 2 | Tewari, A. K, Midha, V.K, Sharma, R.K | Prose For Young Learners | Publication Bureau, Guru Nanak Dev University, Amritsar |
| 3 | Murphy, R | English Grammar in Use | Cambridge University Press |

| | |
|-----------------------|----------------------------|
| Course Code | EVS101-18 |
| Course Title | Environment Science |
| Type of Course | Theory |

| | |
|------------------------------|---|
| L T P | 3 0 0 |
| Credits | 3 |
| Course Prerequisite | 10+2 |
| Course Objective (CO) | <ul style="list-style-type: none"> To make students aware about environment and need of maintaining it with best possible knowledge. |

UNIT-I

Introduction to Environment and Ecosystem: Definition and scope and importance of multidisciplinary nature of environment. Need for public awareness, Concept of Ecosystem, Structure, interrelationship, producers, Consumers and decomposers, ecological pyramids-biodiversity and importance. Hot spots of biodiversity.

UNIT-II

Environmental Pollution & Natural Resources: Definition, Causes, effects and control measures of air pollution, Water pollution, Soil pollution, Marine pollution, Noise pollution, Thermal pollution, Nuclear hazards. Solid waste Management: Causes, effects and control measure of urban and industrial wastes. Role of an individual in prevention of pollution. Pollution case studies. Disaster Management: Floods, earthquake, cyclone and landslides, Natural Resources and associated problems, use and over exploitation, case studies of forest mresources and water resources.

UNIT-III

Social Issues and the Environment : From Unsustainable to Sustainable development, Urban problems related to energy, Water conservation, rain water harvesting, watershed management. Resettlement and rehabilitation of people; its problems and concerns. Case studies. Environmental ethics: Issues and possible solutions. Climate change, global warming, acid rain, ozone layer depletion, nuclear accidents and holocaust. Case studies. Wasteland reclamation. Consumerism and waste products. Environment Protection Act. Air (Prevention and Control of Pollution) Act. Water (Prevention and control of pollution) Act. Wildlife Protection Act, Forest Conservation Act, Issues involved in enforcement of environmental legislation

UNIT-IV

Human Population and the Environment & Field Work: Population growth, variation among nations. Population explosion –Family Welfare Programme. Environment and human health, Human Rights, Value Education, HIV/AIDS. Women and child Welfare. Role of Information Technology in Environment and human health. Case studies

Visit to a local area to document environemntal assetsriver/forest/grassland/hill/mountain; Visit to a local polluted site-Urban/Rural/Industrial/Agricultural; Study of common plants, insects, birds; Study of simple ecosystems-pond, river, hill slopes, etc.

RECOMMENDED BOOKS

| S. No | Name | Author(S) | Publisher |
|-------|---|----------------------------|--------------------|
| 1 | A Textbook for Environmental Studies | Erach Bharucha | Orient Black Swan |
| 2 | A Basic course in Environmental Studies | S.Deswal,A.Deswal | Dhanpat Rai & Co. |
| 3 | Perspectives in Environmental Studies | Anubha Kaushik,C.P.Kaushik | New age publishers |



| | |
|----------------------------|--------------------------|
| Course Code | FD108-18 |
| Course Title | Fabric Study (PR) |
| Type of Course | Practical |
| L T P | 0 0 4 |
| Credits | 2 |
| Course Prerequisite | 10+2 |

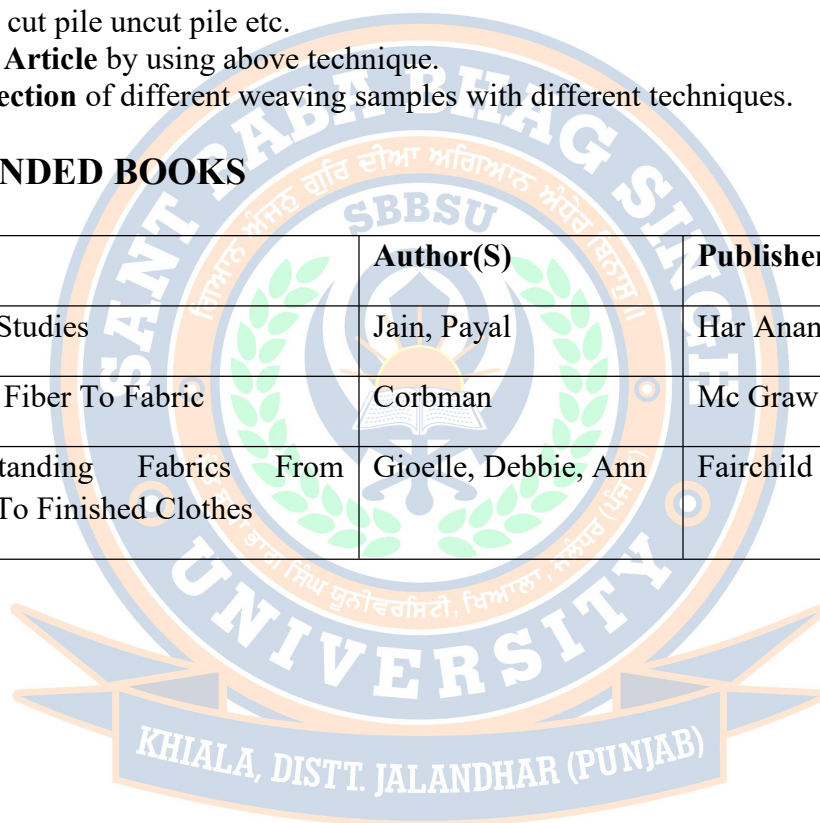
| | |
|------------------------------|--|
| Course Objective (CO) | <ul style="list-style-type: none"> To impart knowledge of fabric manufacture and fabric properties. To enable students to understand fabric structures and to analyses them. |
|------------------------------|--|

Sample making by various techniques for:-

1. **Plain:** Basket Rib Weave
2. **Twill**
3. **Satin** and Sateen
4. **Diamond**
5. **Pile:** cut pile uncut pile etc.
6. **One Article** by using above technique.
7. **Collection** of different weaving samples with different techniques.

RECOMMENDED BOOKS

| S. No | Name | Author(S) | Publisher |
|-------|---|----------------------|------------------------|
| 1 | Fabric Studies | Jain, Payal | Har Anand Publications |
| 2 | Textile Fiber To Fabric | Corbman | Mc Graw Hill Book |
| 3 | Understanding Fabrics From Fibers To Finished Clothes | Gioelle, Debbie, Ann | Fairchild Publication |



| | |
|----------------------------|--|
| Course Code | FD110-18 |
| Course Title | Graphic Design And Illustration (LAB) |
| Type of Course | Practical |
| L T P | 0 0 4 |
| Credits | 2 |
| Course Prerequisite | 10+2 |

| | |
|------------------------------|--|
| Course Objective (CO) | <ul style="list-style-type: none"> To enable students to gain knowledge of figure sketching and drawing fashion details on sketchbook and also on CAD. The objective of the course is to increase the proficiency in drawing skills and to inculcate creative ability in the application of these acquired skills to translate as ideas for design on computer also. |
|------------------------------|--|

- Sketching of various garment details:** necklines, collars, sleeves, cuffs, skirts, trousers, tops, pockets, gathers, frills, pleats.
- Sketching of accessories of different age group.**
- Rendering texture of fabrics:** cotton, wool, net, velvet, leather, satin, silk, corduroy, fur
- Silhouette :** a-line, funnel, circular, straight, rectangular, hour glass, garment draped on fashion figure.
- Figure drawing in CAD.**
- Draw following fashion details on CAD (coral draw):**
- Collar:** Mandarin, High Bias, Tuxedo, Cape, Flat Tennis.
- Sleeve:** Raglan, Hanky, Tulip, Ruffle, Dolman.
- Accessories:** Bags, Belts, Caps, Bow.
- Pockets:** Flap, Pouch, Patch, Slit, Kurta.
- Skirts:** Novelty, Gathered, Hip Rider, Trumpet, Pegged, Circular, Pleated, Straight, A- Line.
- Trousers:** Jean, Straight Pants, Baggy Pants, Jump Suits, Dungarees.
- Silhouette:** A- Line, Funnel, Circular, Straight, Rectangular, High Waist Empire Line.

RECOMMENDED BOOKS

| S. No | Name | Author(S) | Publisher |
|-------|----------------------------------|--------------------|---------------------------|
| 1 | Fashion Sketch Book | Abling Bina | Thames And Hudson, London |
| 2 | Fashion Illustration | Drake And Nicholas | Thames And Hudson, London |
| 3 | Fashion Sketchbook | Ablinga, Bina | Fairchild Publication |
| 4 | Computers In Fashion Industry | Taylor P | Heinemann Pub. 1990 |
| 5 | CAD in Clothing And Textiles | Aldrich Winfred | Blackwell Science 1994 |
| 6 | Fundamentals Of Computer Graphic | Peter Shirley | Pearson, Pub. |

| | |
|-----------------------------|----------------------------------|
| Course Code | FD112-18 |
| Course Title | Basic of Sewing –II (LAB) |
| Type of Course | Practical |
| L T P | 0 0 4 |
| Credits | 2 |
| Course Prerequisites | 10+2 |

| | |
|-------------------------------|--|
| Course Objectives (CO) | <ul style="list-style-type: none"> To impart knowledge of machines used for sewing. |
|-------------------------------|--|

- Drafting and Sewing of basic bodice block.**
- Drafting and Sewing of sleeve:** Plain Sleeve, Bell Sleeve, Puff Sleeve, Raglan Sleeve, Kimono Sleeve, Leg-O-Mutton Sleeve, Flared Sleeve, Cap Sleeve, Magyar Sleeve, Bishop Sleeve .
- Drafting and Sewing of Collars:** Flat and Rolled Collar (shirt collar) , Peter Pan Collar, Shawl Collar, Mandarin Collar, Wing Collar, Cape Collar, Baby Collar, Sailor Collar.
- Sewing all types of **yokes** with fullness and without fullness.
- Sewing any two **kids garments** with drafting (frock, romper, sunsuit), layout and any one commercial pattern (industrial pattern).

RECOMMENDED BOOKS

| S. No | Name | Author(S) | Publisher |
|-------|---|---------------------------------------|---|
| 1 | Basic Process and Clothing Construction | Shree Doongaji and Roshani Desh Pande | PublisherUnique EducationBooks , Raj Parkashan , New Delhi. |
| 2 | Garment Construction Skills | Mulhak Premlata | Sewing Techniques , ADK Publishing Books , New York 1996 |
| 3 | The Art Of Sewing | Thomas, Anna, Jacob | UBSPDPublishers Distributors Ltd , New Delhi |

| | |
|-----------------------|--|
| Course Code | FD114-18 |
| Course Title | Indian Traditional Textiles (PR) |
| Type of course | Practical |
| L T P | 0 0 4 |
| Credits | 2 |

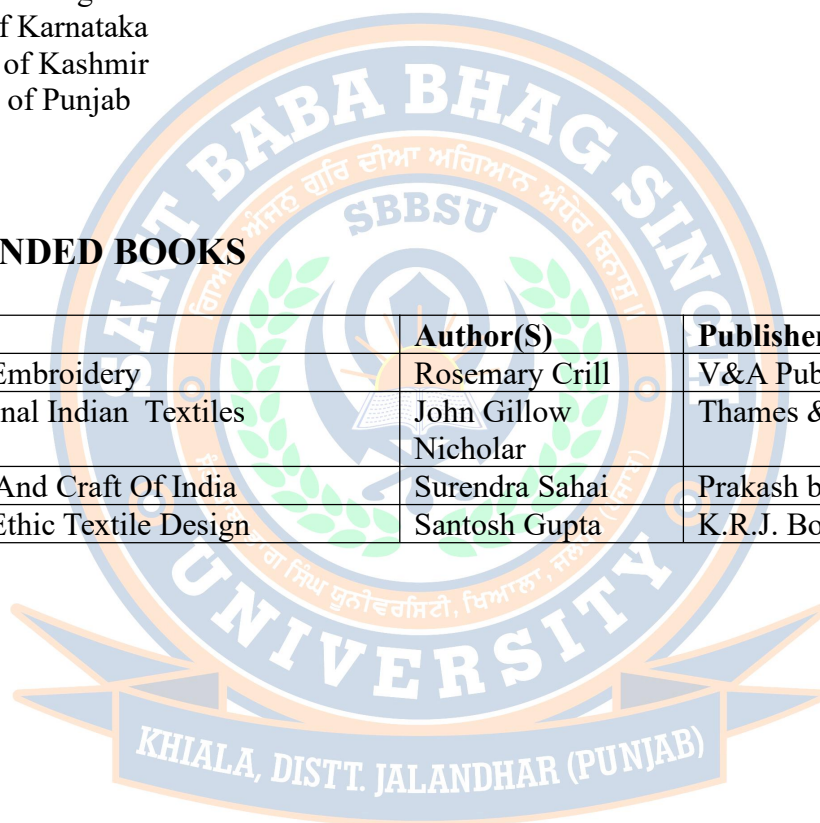
| | |
|------------------------------|---|
| Course Prerequisite | 10+2 |
| Course Objective (CO) | <ul style="list-style-type: none"> To improve knowledge of traditional design and motifs of textiles. To introduce applications of these motifs on the different textiles |

Sample making of the following traditional embroideries and any one article to be made comprising any embroidery.

1. Chikankari of Uttar Pradesh
2. Kutch of Gujarat
3. Kantha of Bengal
4. Kasuti of Karnataka
5. Kashida of Kashmir
6. Phulkari of Punjab

RECOMMENDED BOOKS

| S. No | Name | Author(S) | Publisher |
|-------|-----------------------------|-------------------------|---------------------------|
| 1 | Indian Embroidery | Rosemary Crill | V&A Publications,1999 |
| 2 | Traditional Indian Textiles | John Gillow Nicholar | Thames & Hudson Ltd |
| 3 | Textile And Craft Of India | Surendra Sahai | Prakash book depot |
| 4 | Indian Ethic Textile Design | Santosh Gupta | K.R.J. Book International |



Third Semester



| | |
|------------------------------|---|
| Course Code | FD201-18 |
| Course Title | Textile Designing |
| Type of Course | Theory |
| L T P | 2 0 0 |
| Credits | 2 |
| Course Prerequisite | 10+2 |
| Course Objective (CO) | <ul style="list-style-type: none"> • To impart knowledge of color and color schemes. • To acquaint students with different types of printing and dyeing techniques. • To enable students to develop practical skills of printing and dyeing. |

UNIT-I

**Concept of color and pigment theory.
Dimensions and harmonies of colors and their manipulation.**

UNIT-II

Types of design and their application to textiles.

UNIT-III

Dyeing of fibers, yarns, fabrics and decorative dyeing.

Unit- IV

**Traditional and modern methods and styles of printing.
Finishes – basic, texturing and functional.**

RECOMMENDED BOOKS

| S. No | Name | Author(S) | Publisher |
|--------------|--|---------------------------|-------------------|
| 1 | Elementary Idea of Textile Dyeing, Printing and Finishing | Kanwar Varinder Pal Singh | Kalyani publisher |
| 2 | The Handbook of Indigo Dyeing | Vivien Prideaux | Search Press Ltd |
| 3 | The Modern Natural Dyer: A Comprehensive Guide to Dyeing Silk, Wool, Linen and Cotton at Home. | Kristine Vejar | Harry N. Abrams |

| | |
|-------------------------------|---|
| Course Code | FD205-18 |
| Course Title | Knitting Technology |
| Type of Course | Theory |
| L T P | 3 0 0 |
| Credits | 3 |
| Course Prerequisites | 10+2 |
| Course Objectives (CO) | <ul style="list-style-type: none"> To impart knowledge about knitting technology. To enable students to develop practical skills of knitting. |

UNIT-I

Introduction to Knitting Technology, difference between Knits and Woven, terms used in Knitting.

Hand Knitting.

Indian Knitting Industry – past, present and future.

UNIT-II

Meaning and comparison of wrap and weft knitting.

Basic warp knit stitches – under lap, overlap, closed lap, open lap.

Basic weft knit stitches – single jersey, rib, purl, interlock, and float and tuck stitches.

UNIT-III

Knitting Machines – Weft and Warp Knitting machines.

Knitted fabrics defects and quality control.

UNIT-III

Fully Fashioned Garments, Fully Cut Garments, Integral Garments, Cut –Stitch Shaped Garment.

RECOMMENDED BOOKS

| Sr. no. | Name | Author(s) | Publisher |
|---------|---|---------------------------|---------------------------------------|
| 1. | Textbook of fabric science | Seema sekhri | Prentice-hall of india |
| 2. | Introduction to textiles | Kanwar varinder pal singh | Kalyani publishers |
| 3. | Knitting fundaments, machines, structures and development | N.Ambumani | New age international private limited |
| 4. | Textiles fibre to fabric | Bernard p. corbman | Mc graw hill education |

| | |
|----------------------------|--|
| Course Code | PBI201-18 |
| Course Title | General Punjabi-III |
| Type of Course | Theory |
| L T P | 3 0 0 |
| Credits | 3 |
| Course Prerequisite | 10+2 |
| ਫੋਰਸਟੋ ਬਜਟਵਿਦਸ | <ul style="list-style-type: none"> ਵਿਦਿਆਰਥੀ ਪੰਜਾਬੀ ਕਵਿਤਾ ਦੇ ਇਤਿਹਾਸ ਤੋਂ ਜਾਣੂ ਹੋਣਗੇ। ਵਿਦਿਆਰਥੀਆਂ ਨੂੰ ਆਧੁਨਿਕ ਪੰਜਾਬੀ ਇਕਾਗੀ ਦੀ ਤਕਨੀਕੀ ਜਾਣਕਾਰੀ ਹੋ ਜਾਵੇਗੀ। ਵਿਦਿਆਰਥੀ ਪੰਜਾਬੀ ਭਾਸ਼ਾ ਦੇ ਵੱਖ-ਵੱਖ ਰੂਪਾਂ ਨੂੰ ਮਾਨਣਯੋਗ ਹੋ ਜਾਣਗੇ। ਵਿਦਿਆਰਥੀਆਂ ਵਿੱਚ ਸਾਹਿਤ ਦਾ ਅਲੋਚਨਾਤਮਕ ਅਧਿਐਨ ਕਰਨ ਦਾ ਹੁਨਰ ਉਤਪੰਨ ਹੋਵੇਗਾ। |

ਭਾਗ-ੳ

ਕਾਵਿ ਕੀਰਤੀ (ਸੰਪਾ. ਹਰਿਭਜਨ ਸਿੰਘ): ਗਤੀ ਅਤੇ ਪ੍ਰਗਤੀ ਭਾਗ

ਭਾਗ-ਅ

ਆਧੁਨਿਕ ਇਕਾਗੀ: ਸੁਹਾਗ, ਜ਼ਫ਼ਰਨਾਮਾ, ਬੰਬ ਕੇਸ

ਭਾਗ-ੲ

ਸੰਖੇਪ ਰਚਨਾ (ਪ੍ਰੈਸੀ)

ਮੂਲ ਵਿਆਕਰਣ ਇਕਾਈਆਂ: ਪਰਿਭਾਸ਼ਾ ਅਤੇ ਵੰਨਗੀਆਂ

ਭਾਗ-ਸ

ਭਾਵੰਸ਼, ਸ਼ਬਦ, ਵਾਕੰਸ਼, ਉਪ-ਵਾਕ ਅਤੇ ਵਾਕ

ਹਵਾਲਾ ਅਤੇ ਪਾਠ-ਪੁਸਤਕਾਂ

| | | |
|---|------------------------|--|
| ਲੇਖਕ | ਫੁਸਤਕ | ਪਬਲਿਸ਼ਰ |
| ਸੰਪਾਦਕ; ਸਿੰਘ, ਹ. | ਕਾਵਿ ਕੀਰਤੀ | ਪਬਲੀਕੇਸ਼ਨ ਬਿਊਰੋ, ਗੁਰੂ ਨਾਨਕ ਦੇਵ ਯੂਨੀਵਰਸਿਟੀ, ਅੰਮ੍ਰਿਤਸਰ |
| ਸੰਪਾਦਕ, ਆਹੂਜਾ, ਰ.ਲ. ਅਤੇ ਕੌਰ; ਮ.ਪ. | ਆਧੁਨਿਕ ਇਕਾਗੀ | ਪਬਲੀਕੇਸ਼ਨ ਬਿਊਰੋ, ਗੁਰੂ ਨਾਨਕ ਦੇਵ ਯੂਨੀਵਰਸਿਟੀ, ਅੰਮ੍ਰਿਤਸਰ |
| ਸਿੰਘ; ਹ. | ਪੰਜਾਬੀ ਬਾਰੇ | ਪੰਜਾਬੀ ਯੂਨੀਵਰਸਿਟੀ, ਪਟਿਆਲਾ |
| ਸਿੰਘ; ਤੀਰਥ (ਡਾ.) | ਪੰਜਾਬੀ ਅਧਿਆਪਨ | ਐੱਸ. ਜੀ. ਪਬਲਿਸ਼ਰਜ਼, ਜਲੰਧਰ |
| ਸੇਖੋਂ; ਸੁਖਵਿੰਦਰ ਸਿੰਘ (ਡਾ.) ਅਤੇ ਸੇਖੋਂ; ਮਨਦੀਪ ਕੌਰ | ਪੰਜਾਬੀ ਭਾਸ਼ਾ ਦਾ ਅਧਿਆਪਨ | ਕਲਿਆਣੀ ਪਬਲਿਸ਼ਰਜ਼, ਲੁਧਿਆਣਾ |

| | |
|---------------------|---|
| Course code | HCP201-19 |
| Course title | History And Culture Of Punjab –III |

| | |
|------------------------|--|
| Type of course | Theory |
| L T P | 3:0:0 |
| Credits | 3 |
| Course prerequisite | NA |
| Course objectives (CO) | <ol style="list-style-type: none"> 1. The Student will acquire the knowledge Of Great Mughals. 2. The Student will understand the Teachings of Guru Nanak Dev ji. 3. The Student will acquire the knowledge Of Bhakti Movement & Sufism. 4. The Student will understand the development of Sikhism. 5. The Student will acquire the knowledge of Guru Gobind Singh. |

Unit-I

Society and Culture in Punjab during the Turko-Afghan rule, The Punjab under the Great Mughals, Guru Nanak: His teachings, Concept of Langar and Sangat.

Unit-II

Salient Features of the Bhakti Movement, Main Features of Sufism in Punjab, Development of Sikhism (1539-1581): Contribution of Guru Angad Dev, Guru Amar Das and Guru Ram Das for the development of Sikhism.

Unit III

Transformation of Sikhism: Compilation of Adi-Granth; Martyrdom of Guru Arjan Dev, Guru Hargobind's New policy, Martyrdom of Guru Tegh Bahadur.

Unit IV

Foundation of the Khalsa, Post Khalsa activities of Guru Gobind Singh, Important Historical Places Delhi: Lahore, Sarhind, Multan, Kartarpur, Amritsar, Kiratpur, Tarn Taran, Anandpur Sahib, Fatehgarh Sahib, Paonta Sahib, Machhiwara, Muktsar.

Text and References Books:

| S.NO | Author's | Title | Publisher |
|------|----------------|--|---|
| 1 | Sukhdev Sharma | History And Culture Of Punjab | New Academic Publisher |
| 2 | Kirpal Singh | History and Culture of the Punjab, Part II (Medieval Period) | Publication Bureau, Punjabi University, Patiala. |
| 3 | J.S. Grewal | The Sikhs of the Punjab | The New Cambridge History of India, Orient Longman, Hyderabad |
| 4 | Fauja ingh | History of the Punjab, Vol. III | Punjabi University, Patiala. |

SYLLABUS

| | |
|------------------------|--|
| Course Code | ENG201-18 |
| Course Title | English-III |
| Type of course | Theory |
| L T P | 3:0:0 |
| Credits | 3 |
| Course prerequisite | 10+2 |
| Course Objectives (CO) | <ul style="list-style-type: none"> To enable the students to do intensive and extensive readings. To develop aesthetic sense among students by reading and enjoying poetry. To acquaint the learners with new vocabulary. |

Unit I

Text I Making Connections: Unit I World Health in Twenty first Century
 Reading 1 Heart Disease and Changing attitudes, Reading II Cardiovascular Disease
 Text II Moments in Time: An Anthology of Poems: Poem 1, 2
 Text III English Grammar in Use (Fourth Edition) by Raymond Murphy: Unit 53 to 60

Unit II

Text I Making Connections: Unit I World Health in Twenty first Century
 Reading III Medicine and Genetic Research: Promise and Problems, Reading IV Aids.
 Text II Moments in Time: An Anthology of Poems: Poem 3, 4
 Text III English Grammar in Use (Fourth Edition) by Raymond Murphy: Unit 61 to 68

Unit III

Text I Making Connections: Unit II Living in multicultural Society
 Reading I The age of immigration Reading II Who are today's immigrants?
 Text II Moments in Time: An Anthology of Poems: Poem 5,6
 Text III English Grammar in Use (Fourth Edition) by Raymond Murphy: Unit 69 to 76

Unit IV

Text I Making Connections: Unit II Living in multicultural Society
 Reading III Views on multiculturalism Reading IV Experimental evidence on the nature of prejudice.
 Text III English Grammar in Use (Fourth Edition) by Raymond Murphy: Unit 76 to 81

Text and Reference books:

| Sr No | Author(s) | Title | Publisher |
|-------|--|------------------------|--------------------------------------|
| 1 | Kenneth J. Pakenham | Making Connections | GNDU, Amritsar |
| 2 | Edited by Rita Chaudary ,Mohinder Sangita,Sunita Dhillon | Moments in Time | GNDU, Amritsar |
| 3 | Raymond Murphy | English Grammar in Use | Cambridge University Press New Delhi |

| | |
|-------------|-----------|
| Course Code | ENG121-18 |
|-------------|-----------|

| | |
|----------------------|--|
| Course Title | Communication Skills-I |
| Type of Course | Theory |
| L T P | 2:0:0 |
| Credits | 2 |
| Course pre-requisite | NA |
| Course Objectives | The objective of this course is 1.to introduce students to the theory, fundamentals and tools of communication and to develop in them vital communication skills. 2.assist the students to acquire proficiency, both in spoken and written language |

UNIT-I

Theory of Communication:Meaning of Communication, Process of Communication, Types and modes of Communication ;Verbal and Non-verbal (Spoken and Written) Personal, Social and Business. Various Barriers and Strategies of communication. Principals of Effective Communication. Channels of Communication- Upward, Downward, and Horizontal communication.

UNIT-II

Listening Skills:Listening Process, Hearing and Listening, Types of Listening, Effective Listening, Barriers in Effective Listening.

UNIT III

Writing Skills:Guidelines for Effective Writing, Types of writing, Business Correspondence (Letter writing) ,Report writing

UNIT-IV

Speaking Skills:Monologue ,Dialogue, Group Discussion, Public Speech (Technique of presentation). Slide making, Use of audio Visual aids. Feed back skill.

Text and Reference Books:

| Sr No | Author(s) | Title | Publisher |
|-------|-----------------------------|-------------------------------|-------------------------------|
| 1. | | Fluency in English - Part II, | Oxford University Press, 2006 |
| 2. | R. Datta Roy and K.K. Dheer | Communications Skills | Vishal Publishing Company |

| | |
|--------------------|-----------------|
| Course Code | FD207-18 |
|--------------------|-----------------|

| | |
|------------------------------|--|
| Course Title | Textile Designing (LAB) |
| Type of Course | Practical |
| L T P | 0 0 4 |
| Credits | 2 |
| Course Prerequisite | 10+2 |
| Course Objective (CO) | <ul style="list-style-type: none"> To acquaint students with different types of printing and dyeing techniques. To enable students to develop practical skills of printing and dyeing. |

- Preparation of color designs on paper for various textiles employing traditional and modern motifs.** Eg:- Folk designs, paisley designs, grape wine.
- Decorative dyeing:-**
Tie and Dye
Batik
- Printing :-** Printing of fabrics by different methods and style
Block printing
Stencil printing
Screen printing
- Preparation of 5 articles by using above each techniques.**
- 1 article by comprising any two techniques (dyeing and printing).**

RECOMMENDED BOOKS

| S. No | Name | Author(S) | Publisher |
|-------|---|---------------------------|-------------------|
| 1 | Elementary Idea Of Textile Dyeing, Printing And Finishing | Kanwar Varinder Pal Singh | Kalyani Publisher |
| 2 | Fabric Studies | Kanwar Varinder Pal Singh | Kalyani Publisher |
| 3 | Introduction To Textiles | Kanwar Varinder Pal Singh | Kalyani Publisher |

| | |
|-------------------------------|---|
| Course Code | FD209-18 |
| Course Title | Pattern Making And Garment Construction (LAB) |
| Type of Course | Practical |
| L T P | 0 0 6 |
| Credits | 3 |
| Course Prerequisites | 10+2 |
| Course Objectives (CO) | <ul style="list-style-type: none"> To teach different aspects of pattern making. To enable students to develop practical skills of garment construction |

1. Preparation of the basic pattern for the following:

Childs bodice block & sleeve block.
Basic skirt block-circular, skirt with yoke.

2. Adaptation of the following sleeves:

Set in sleeves: Puff, Petal, and Cap sleeve.
Extended bodice: Magyar.
Part bodice in-sleeve: Saddle.

3. Adaptation of the following collars:

Sailor, Cape and Peter Pan collars

4. Developing industrial paper pattern:

A-line Frock
Gathered Frock

RECOMMENDED BOOKS

| S.No | Name | AUTHOR(S) | PUBLISHER |
|-------------|---|---------------------------------------|---|
| 1. | Garment Construction Skills | Mullick, Prem Lata | Kalyani Publishers, New Delhi |
| 2. | METRIC Pattern Cutting | Winfred Aldrich | Blackwell Science, UK |
| 3. | Flat Pattern Design | Bane Allye | Mc Graw Hill Publisher, USA |
| 4. | Garment Construction Skills | Mulhak Premlata | Sewing Techniques , ADK Publishing Books , New York 1996 |
| 5 | Basic Process and Clothing Construction | Shree Doongaji and Roshani Desh Pande | PublisherUnique Education Books , Raj Parkashan New Delhi |

| | |
|-------------------------------|---|
| Course Code | FD211-18 |
| Course Title | Knitting Technology (LAB) |
| Type of Course | Practical |
| L T P | 0 0 2 |
| Credits | 1 |
| Course Prerequisites | 10+2 |
| Course Objectives (CO) | <ul style="list-style-type: none"> • To impart knowledge about knitting technology. • To enable students to develop practical skills of knitting. |

1. Introduction of hand knitting tools
2. Material of knitting tools
3. Techniques of knitting
4. Types Of Knitting: Ribs, Laces, Cables, Cross And Knitted.
5. Quality control in knitting
6. Preparation of any one article

RECOMMENDED BOOKS

| S.No | Name | Author(s) | Publisher |
|-------------|------------------------------|---------------------|--|
| 1. | Knitting Technology | Prof. Ajgaonkar D B | University Publishing Cooperation, Mumbai. |
| 2. | Knitting Clothing Technology | Brackenbury Terry | Blackwell Science, UK. |
| 3. | Knitting Technology | Spancer David J | Pergeman Press. |

| | |
|-------------------------------|---|
| Course Code | FD213-18 |
| Course Title | Creative Needle Craft (LAB) |
| Type Of Course | Practical |
| L T P | 0 0 6 |
| Credits | 3 |
| Course Prerequisites | 10+2 |
| Course Objectives (CO) | <ul style="list-style-type: none"> To enable students learn methods of surface ornamentation of fabric using different techniques to produce value-added products. To enable the students to develop practical skills in needle craft techniques. |

- EMBROIDERY:-**Introduction, tools, material, techniques and types of embroidery (cutwork, cross stitch, couching, glass work and drawn thread work and drawn thread work make sample of each).
- Appliqué:-** Introduction, tools, materials and techniques.
- Patchwork and quilting: -** Introduction, tools, materials and techniques.
- Crochet:-** Introduction, tools, material, techniques and types – single, double, circular, making of Crochet samples.
- Special techniques:-** Introduction, tools, material, techniques and types – single, double, circular, making of Crochet samples.

RECOMMENDED BOOKS

| S.No. | Name | Author | Publisher |
|-------|--------------------------------------|---------------|-------------------------------|
| 1 | Traditional Embroideries of India | Naik Shailaja | APH Publishing corporation |
| 2 | Creative Art of Embroidery | Snook Barbara | Numbly Pub. Group ltd, london |
| 3 | Vogue Dictionary of crochet Stitches | Mathew Anne | David and Charles, london |
| 4 | Textiles and Embroideries of india | Anand M.R. | Marg Publications, Bombay |

| | |
|------------------------------|--|
| Course Code | FD215-18 |
| Course Title | Draping (LAB) |
| Type of Course | Practical |
| L T P | 0 0 4 |
| Credits | 2 |
| Course Prerequisite | 10+2 |
| Course Objective (CO) | <ul style="list-style-type: none"> • Students are expected to learn the basic principles of draping. • Once the principles of draping have been mastered the designer is free to translate an endless variety of ideas. • It is a three dimensional process of designing. • The designer working from a sketch or a mental picture give the three dimension form to an idea for a garment with a help of a dress form. |

1. Preparation of muslin for draping
2. Process: Pressing, tearing, blocking and truing.
3. Draping of basic bodice block: front and back
4. Block with waist dart
5. Block with Armhole and Waist dart
6. Dart less Block
7. Block with French dart
8. Draping of basic skirt block: front and back with darts
9. Draping of stylized skirts: circular, half circular, handkerchief, etc

RECOMMENDED BOOKS

| S. No | Name | Author(S) | Publisher |
|-------|---|-----------------------------|------------------------|
| 1 | Pattern Making For Fashion Design | Helen Joseph, Armstrong | Pearson |
| 2 | The Art Of Fashion Draping | Crawford Amaden | Fairchild Publishers |
| 3 | Draping For Fashion Design | Jaffe Hilde And Relis Nurie | Prentice Hall Of India |
| 4 | Dress Design, Draping And Flat Pattern Making | Hillhouse And Mansfield | Houghtonmiffic Company |

Fourth Semester



| | |
|------------------------------|--|
| Course Code | FD202-18 |
| Course Title | History of Costume |
| Type of Course | Theory |
| L T P | 5 0 0 |
| Credits | 5 |
| Course Prerequisite | 10+2 |
| Course Objective (CO) | <ul style="list-style-type: none"> To acquaint the students with different types of costumes. To provide opportunity for skill development in designing accessories. |

UNIT-I

Origin of clothing, Indian costume :- Indus Valley Period, Mauryan and Sunga Period, Gupta Period, Mugal Period, British Period, Pre and Post Independence era

UNIT-II

Western Costumes :Egyptian, Greek, Roman, Byzantine, French 15, 16, 17th Centuries 18th – 19th Centuries

UNIT-III

Costumes Of Various Regions Of India
North: Punjab, Jammu And Kashmir
West: Maharashtra, Gujarat

UNIT-IV

East: West Bengal, Assam
South: Tamil Nadu, Kerala

RECOMMENDED BOOKS

| S. No | Name | Author(S) | Publisher |
|-------|------------------------------------|-----------------|--|
| 1 | Costumes & Textiles of Royal India | Kumar Ritu | Christies Book Ltd, London, |
| 2 | Indian Costumes | Ghurey, G.S. | The Popular Book Depot. |
| 3 | Master pieces of Indian Textiles | Mehta, Rustam J | Taraporevala Sons & Co. Pvt. Ltd., Bombay. |

| | |
|---------------------|--|
| Course Code | PBI202 |
| Course Title | General Punjabi-IV |
| Type of Course | Theory |
| L T P | 3:0:0 |
| Credits | 3 |
| Course Prerequisite | N.A |
| Course Objectives | <ol style="list-style-type: none"> 1. ividAwrQI AwDuink pMjwbI kvIAW dI jIvnI qoN jwxU hoxgy[2. ividAwrQIAW nUM AwDuink pMjwbI kivqw dI ivSYgg jwxkwrI ho jwvygI[3. ividAwrQIAW iv`c ryKw ic`qrW dw Alocnwqmk AiDAYn krn dw hunr auqPMn hovygw[4. ividAwrQIAW nUM pMjwbI DunIN ivauNqbMdi sMbMDI igAwn hwisl ho jwvygw[5. ividAwrQI pMjwbI aup- BwSwvW nUM pCwnxXog ho jwxgy[|

Bwg-a
 j~g bIqI h~f bIqI (kQw sMgRih) (ipCIIAW Cy khwxIAw) sMpw.juigMdr isMG rwhI
 gurU nwnk dyv XUnIvristI,AMimRqsr,2008.

Bwg-A
 g~d pRvwh (Bwg-dUsw) sMpw. ibkrm isMG Gumx Aqy jspwl isMG rMDwvw
 gurU nwnk dyv XUnIvristI,AMimRqsr,2007.

Bwg-e
 lyK rcnw, sMKyp pYrw rcnw

Bwg-s
 ivAwkrx
 ikirAw vwkMS : pirBwSw,bxqr.qy pRkwr[
 kwrk Aqy kwrkI sMbMD
 pwT-pusqkW Aqy hvwlv pusqkW

| LyKk | Pusqk | pbilSr |
|--|--------------------------------|-----------------------------------|
| sMpw.juigMdr isMG rwhI | j~g bIqI h~f bIqI (kQw sMgRih) | gurU nwnk dyv XUnIvristI,AmimRqsr |
| sMpw. ibkrm isMG Gumx Aqy jspwl isMG rMDwvw | g~d pRvwh | gurU nwnk dyv XUnIvristI,AmimRqsr |
| isMG; hrkIrq | pMjwbI bwry | pMjwbI XUnIvristI, pitAwlw |
| isMG; qIrQ (fw.) | pMjwbI AiDAwvn | AY~s. jI. pbilSr, jIMDr |
| syKoN; suKivMdr isMG (fw.) Aqy syKoN; mndIp kOr | pMjwbI BwSw dw AiDAwvn | kilAwXI pbilSr, luiDAwvw |

| | |
|------------------------|--|
| Course code | HCP202-19 |
| Course title | History And Culture Of Punjab-IV |
| Type of course | Theory |
| L T P | 3 0 0 |
| Credits | 3 |
| Course prerequisite | NA |
| Course objectives (CO) | <ol style="list-style-type: none"> 1. The Student will acquire the knowledge of Sikh Struggle. 2. The Student will understand the Ranjit Singh's administration. 3. The Student will acquire the knowledge of Political Developments of Punjab. 4. The Student will understand the Social life of Women. |

Unit I

Banda Bahadur and his Achievements. Sikh Struggle for Sovereignty from 1716-1765. Role of Dal Khalsa, Rakhi, Gurmata and Misl.

Unit II

Ranjit Singh's rise to Power. Civil and Military administration. Relations with the British.

Unit-III

Political Developments 1839-1845. Anglo-Sikh Wars. Annexation of the Punjab.

Unit-IV

New Developments in literature, art and architecture in the Punjab region. Social life with special reference to the position of women, Fairs, Festivals, Folk Music, Dance and Games in the Punjab. Important Historical Places: Lohgarh, Sarhind, Gujranwala, Lahore, Amritsar, Multan, Peshawar, Sialkot, Ferozepore, Ambala, Gujrat, Mudki, Ludhiana.

Text and References Books:

| S.NO. | Author's | Title | Publisher |
|-------|----------------|--|--|
| 1 | Sukhdev Sharma | History And Culture Of Punjab | New Academic Publisher |
| 2 | Kirpal Singh | History and Culture of the Punjab, Part II (Medieval Period) | Publication Bureau, Punjabi University, Patiala. |

| | |
|------------------------------|--|
| Course Code | ENG202-18 |
| Course Title | General English |
| Type of Course | Theory |
| L T P | 3 0 0 |
| Credits | 3 |
| Course Prerequisite | 10+2 |
| Course Objective (CO) | <ul style="list-style-type: none"> • To enable the student to do intensive and extensive readings • To develop aesthetic sense among students by reading and enjoying poetry • To acquaint the learners with new vocabulary • To aware them in use of adjectives , adverbs and Relative Clause |

Unit I

Text 1 Making Connections: Unit III Aspects of Language:

Reading 1 Variation in Language, Reading II Sociolinguistic Rules of language

Text II Moments in Time: An Anthology of Poems: Poem 7, 8, 9

Text III English Grammar in Use (Fourth Edition) by Raymond Murphy: Unit 82 to 91

Unit II

Text 1 Making Connections: Unit III Aspects of Language:

Reading III Child Language acquisition: Phonology Reading IV Brain Development and learning a second language.

Text II Moments in Time: An Anthology of Poems: Poem 8,9,10

Text III English Grammar in Use(Fourth Edition) by Raymond Murphy: Unit 92to 97

Unit III

Text 1 Making Connections: Unit IV Looking after Planet earth

Reading I The Aral Sea: An environmental Crisis, Reading II Ecology overpopulation and economic development

Text II Moments in Time: An Anthology of Poems: Poem 11, 12

Text III English Grammar in Use (Fourth Edition) by Raymond Murphy: Unit 98 to 105

Unit IV

Text 1 Making Connections: Unit IV Looking after Planet earth

Reading III Unsustainable development and Mayan Civilization Reading IV Biological Diversity under attack

Text III English Grammar in Use(Fourth Edition) by Raymond Murphy: Unit 106 to 112

RECOMMENDED BOOKS

| S.No | Author(s) | Title | Publisher |
|------|--|------------------------|--------------------------------------|
| 1 | Kenneth J. Pakenham | Making Connections | GNDU, Amritsar |
| 2 | Edited by Rita Chaudary ,Mohinder Sangita,Sunita Dhillon | Moments in Time | GNDU, Amritsar |
| 3 | Raymond Murphy | English Grammar in Use | Cambridge University Press New Delhi |

| | |
|-------------------------------|---|
| Course Code | EDU222-18 |
| Course Title | Life skills Education |
| Type of Course | Theory |
| LTP | 2 0 0 |
| Credits | 2 |
| Course prerequisite | |
| Course Objectives (CO) | <ol style="list-style-type: none"> 1. To enable the student teachers to understand concept, process and practice of core life skills. 2. To enable the student teachers to familiarize them with theories on Life Skills Approach. 3. To enable the student teachers to identify role of life skills for positive change and well-being. |

UNIT-I

Introduction

Life Skills: Concept, need and importance of life skills for human beings. Life Skills Education: Concept, need and importance of life skills education for teachers. Core life skills prescribed by World Health Organization. Key issues and concerns of adolescent students in emerging Indian context.

UNIT- II

Core Life Skills

Skills of Self-awareness and Empathy, Skills of Coping with Stress and Emotion, Skills of Building Interpersonal relationships, Skills of Critical thinking and Creative thinking, Skills of Problem Solving and Decision making, Skill of Effective Communication: Concept, importance for human beings and Educationists, integration within the teaching learning process.

Reference Books:

| S.No. | Author(S) | Title | Publisher |
|-------|--|---------------------|---|
| 1. | Baron.A.Robert | Psychology | Prentice-Hall of India Private Ltd, New Delhi |
| 2. | Baumgardner. R. Steve., Crothers.K. Marie | Positive Psychology | Dorling Kindersley India Pvt. Ltd. New Delhi |

| | |
|------------------------------|--|
| Course Code | FD204-18 |
| Course Title | CAD (LAB) |
| Type of Course | Practical |
| L T P | 0 0 4 |
| Credits | 2 |
| Course Prerequisite | 10+2 |
| Course Objective (CO) | <ul style="list-style-type: none"> • To improve knowledge of computer aided design and its tools. • To introduce new tool to make fashion figures. |

1. Make a mood board and theme board inspired from following themes:
 - Nature
 - Traditional Fabric and Embroidery
 - Festival and Culture
 - Beach Wear
 - Executive Wear
2. Minimum 3 design exploration sheets of each theme.
3. Minimum 2 final designs to be rendered on fashion figures.
4. Prepare a file on these designed outfits by taking printouts with minimum 35 sheets.

RECOMMENDED BOOKS

| S. No | Name | Author(S) | Publisher |
|--------------|------------------------------------|------------------|-------------------------|
| 1 | Computers In Fashion Industry | Taylor P | Heinemann Pub. 1990 |
| 2 | CAD in Clothing And Textiles | Aldrich Winfred | Blackwell Science ,1994 |
| 3 | Computer Aided Drafting and Design | Velsinet DD | Pearson ,1987 |

| | |
|------------------------------|--|
| Course Code | FD206-18 |
| Course Title | Fashion Illustration (LAB) |
| Type of Course | Practical |
| L T P | 0 0 4 |
| Credits | 2 |
| Course Prerequisite | 10+2 |
| Course Objective (CO) | <ul style="list-style-type: none"> To enable students to get inspired by theme and make collection on it. |

- Research:** search for theme, finalising the theme, introduction, meaning and nature of theme.
- Theme design & data collection:** theme description, experimental data collection, sampling and sample design.
- Theme Board, Mood Board**
- Color Palette**
- Swatch Board**
- Fabric Exploration:** surface design
- Illustrations:** make illustrations of final concept with details.

RECOMMENDED BOOKS

| S. No | Name | Author(S) | Publisher |
|-------|----------------------|--------------------------------------|---------------------------|
| 1 | Illustrating Fashion | Kathryn, Mc Kelvey & Munslow, Janine | Blackwell Publishing |
| 1 | Fashion Sketch Book | Abling Bina | Thames And Hudson, London |
| 2 | Fashion Illustration | Drake And Nicholas | Thames And Hudson, London |
| 3 | Fashion Sketchbook | Abling, Bina (PUNJAB) | Fairchild Publication |

| | |
|------------------------------|---|
| Course Code | FD208-18 |
| Course Title | Advance Draping (LAB) |
| Type of Course | Practical |
| L T P | 0 0 4 |
| Credits | 2 |
| Course Prerequisite | 10+2 |
| Course Objective (CO) | <ul style="list-style-type: none"> After the students learn the basic principles of draping, they are taught advanced techniques of Draping. |

1. Front and back torso

Draping of Torso block using following features:

Style Lines- Princess, shoulders/ armhole and plum lines

Fish dart

2. Draping of Sleeve: Basic sleeve

3. Draping of Collars:

Convertible collar

Mandarin collar

Notched collar

Shawl collar

4. Draping of Bodice with following features:

Bodice Variation: Off Shoulder, One Shoulder, Drop Shoulder Etc

Stylized neckline and armholes

Cowl Neckline: Basic or Cowl with yoke

Turtle neckline

Yokes and stylized hemlines

RECOMMENDED BOOKS

| S. No | Name | Author(S) | Publisher |
|--------------|---|-----------------------------|------------------------|
| 1 | Pattern Making For Fashion Design | Helen Joseph, Armstrong | Pearson |
| 2 | The Art Of Fashion Draping | Crawford Amaden | Fairchild Publishers |
| 3 | Draping For Fashion Design | Jaffe Hilde And Relis Nurie | Prentice Hall Of India |
| 4 | Dress Design, Draping And Flat Pattern Making | Hillhouse And Mansfield | Houghtonmiffic Company |

| | |
|------------------------------|---|
| Course Code | FD210-18 |
| Course Title | Garment Making (LAB) |
| Type of Course | Practical |
| L T P | 0 0 6 |
| Credits | 3 |
| Course Prerequisite | 10+2 |
| Course Objective (CO) | <ul style="list-style-type: none"> • To introduce concept of advanced garment construction. • To introduce the concept of garment making. • To impart knowledge of different garment components. |

1. Construction Of the following garments:

- Skirts:- A Line, Circular and Pleated Skirt
- Trouser
- Churidar
- Kalidar Kurta

2. The garments shall be stitched keeping in view the following factors:

- Pattern Making & Cutting
- Marking, Spreading & Cutting The Fabric
- Stitching Step By Step
- Finishing

RECOMMENDED BOOKS

| S. No | Name | Author(S) | Publisher |
|--------------|--|-----------------------------|--|
| 1 | Garment Construction Skills | Mullick, Prem Lata | Kalyani Publishers, New Delhi |
| 2 | The Technology of Clothing Manufacture | Carr Harold & Latham Barbar | Oxford Pub.USA, 1994. |
| 3 | Garment Construction Skills | Mulhak Premlata | Sewing Techniques , ADK Publishing Books , New York 1996 |

| | |
|------------------------------|--|
| Course Code | FD212-18 |
| Course Title | History of Costumes (PR) |
| Type of Course | Practical |
| L T P | 0 0 2 |
| Credits | 1 |
| Course Prerequisite | 10+2 |
| Course Objective (CO) | <ul style="list-style-type: none"> • To acquaint the students with different types of costumes. • To provide opportunity for skill development in designing accessories. |

- 
1. **Sketch work** of costumes for men, women, children & accessories on any two:
 - Indus Valley Civilization
 - British Period
 - Mauryan
 - Mughal
 2. **Sketch work** of costumes and accessories on any two:
 - East
 - West
 - North
 - South
 3. **Sketching and Rendering:**
 - Headgears
 - Footwear
 - Handbags
 - Belts
 - Gloves
 - Earrings
 - Necklace
 - Bangles

RECOMMENDED BOOKS

| S. No | Name | Author(S) | Publisher |
|-------|------------------------------------|-----------------|--|
| 1 | Costumes & Textiles of Royal India | Kumar Ritu | Christies Book Ltd, London, |
| 2 | Indian Costumes | Ghurey, G.S. | The Popular Book Depot. |
| 3 | MasterPieces Of Indian Textiles | Mehta, Rustam J | Taraporevala Sons & Co. Pvt. Ltd. Bombay |

Fifth Semester



| | |
|------------------------------|---|
| Course Code | FD301-18 |
| Course Title | Leather Technology |
| Type of Course | Theory |
| L T P | 3 0 0 |
| Credits | 3 |
| Course Prerequisite | 10+2 |
| Course Objective (CO) | <ul style="list-style-type: none"> To acknowledges students about nature and manufacturing of leather. |

UNIT-I

History of leather

UNIT-II

Classification of leather

UNIT-III

Manufacturing of leather

UNIT-IV

Nature and scope of leather technology

RECOMMENDED BOOKS

| S. No | Name | Author(S) | Publisher |
|-------|------------------------------------|---------------------------|---------------------------------------|
| 1 | The Technique Of Cloth Manufacture | Harold Carr | Wiley |
| 2 | Handbook Of Textiles | P.V Vidyasagar | Mittal Publications, New Delhi (2008) |
| 3 | Fabric Studies | Kanwar Varinder Pal Singh | Kalyani Publisher |

| | |
|-------------------------------|---|
| Course Code | SSC301-18 |
| Course Title | Legal Literacy |
| Type of course | Theory |
| L T P | 4: 0:0 |
| Credits | 4 |
| Course prerequisite | NA |
| Course Objectives (CO) | <ol style="list-style-type: none"> 1. The Proposed course aims to acquaint students with the structure and manner of functioning of the legal system in India 2. To make them aware of the institutions that comprise the legal system - the courts, police, jails and the system of criminal justice administration Have a brief knowledge of the Constitution and laws of India |

Unit-I

Outline of the Legal system in India, System of courts/tribunals ,criminal and civil courts, writ jurisdiction, Role of the police and executive in criminal law administration

Unit-II

Brief understanding of the laws applicable in India- Constitution - fundamental rights, fundamental duties, important offences under the Indian Penal Code, juvenile justice, prevention of atrocities on Scheduled Castes and Scheduled Tribes

Unit-III

Principles of Natural Justice, outline of Democracy system in India ,Environmental laws.- Laws relating to dowry, sexual harassment and violence against women- Laws relating to consumer rights.

Unit-IV

Access to courts and enforcement of rights - Critical Understanding of the Functioning of the Legal System - Legal Services Authorities Act and right to legal aid, ADR systems

Text and Recommended Books:

| S. No. | Author(S) | Title | Publisher |
|--------|------------------|----------------------------|------------|
| 1 | Edited by Kamala | Creating Legal Awareness | Delhi: OUP |
| 2 | S.K. Agarwala | Public Interest Litigation | |

| | |
|------------------------------|---|
| Course Code | FD303-18 |
| Course Title | CAD (PR) |
| Type of Course | Practical |
| L T P | 0 0 6 |
| Credits | 3 |
| Course Prerequisite | 10+2 |
| Course Objective (CO) | <ul style="list-style-type: none"> To introduce new software Adobe Photoshop, used in fashion designing. Enable them to design garments using CAD and Adobe Photoshop. |

1. Software to be introduced: Adobe Photoshop.

- Introduction to Photoshop
- Opening, Closing And Saving File.
- Tool Box
- Importing, Exporting And Printing A Document.
- Color Pallete
- All Menu.

2. Designing outfits on the following themes using both software's Coral Draw and Photoshop:

- Casual wear on any season
- Party wear
- Sports wear
- Uniform (school)
- Make theme board, mood board, color board, swatch board of any two above themes.
- 3 sheets of design exploration, specification sheet of the final 2 designs of female and kid each, which will be going to rendered on the fashion figures.

RECOMMENDED BOOKS

| S. No | Name | Author(S) | Publisher |
|--------------|------------------------------------|------------------|-------------------------|
| 1 | Computers In Fashion Industry | Taylor P | Heinemann Pub. 1990 |
| 2 | CAD in Clothing And Textiles | Aldrich Winfred | Blackwell Science ,1994 |
| 3 | Computer Aided Drafting and Design | Velsinet DD | Pearson ,1987 |

| | |
|------------------------------|--|
| Course Code | FD305-18 |
| Course Title | Fashion Illustration And Appreciation (PR) |
| Type of Course | Practical |
| L T P | 0 0 6 |
| Credits | 3 |
| Course Prerequisite | 10+2 |
| Course Objective (CO) | <ul style="list-style-type: none"> To enable students to the designing by taking inspiration from different themes. |

- 1. Collage:** Collect pictures on any **State Or Culture** and make a sheet of theme board, mood board and story board.
- 2. Croquis:** By taking inspiration from above theme illustrate 5 garments on the croquis.
- 3. Collage:** collect pictures on any **Monuments Or Architecture** and make a sheet of theme board, mood board and story board.
- 4. Croquis:** By taking inspiration from above theme illustrate 5 garment on the croquis.
- 5. Collage:** collect pictures on any **Traditional Embroidery** and make a sheet of theme board, mood board and story board.
- 6. Croquis:** By taking inspiration from above theme illustrate 5 garment on the croquis.

RECOMMENDED BOOKS

| S. No | Name | Author(S) | Publisher |
|--------------|----------------------|--------------------|---------------------------|
| 1 | Fashion Sketch Book | Abling Bina | Thames And Hudson, London |
| 2 | Fashion Illustration | Drake And Nicholas | Thames And Hudson, London |
| 3 | Fashion Sketchbook | Ablinga, Bina | Fairchild Publication |

| | |
|------------------------------|--|
| Course Code | FD307-18 |
| Course Title | Pattern Making and Construction (LAB) |
| Type of Course | Practical |
| L T P | 0 0 8 |
| Credits | 4 |
| Course Prerequisite | 10+2 |
| Course Objective (CO) | <ul style="list-style-type: none"> • Enable students to cut and stitch garments according to the theme. |

Construction of garments & Pattern Making on each theme:

1. Night Wear
2. Ethnic wear
3. Office wear

RECOMMENDED BOOKS

| S. No | Name | Author(S) | Publisher |
|--------------|--|-----------------------------|--|
| 1 | Garment Construction Skills | Mullick, Prem Lata | Kalyani Publishers, New Delhi |
| 2 | The Technology of Clothing Manufacture | Carr Harold & Latham Barbar | Oxford Pub.USA, 1994. |
| 3 | Garment Construction Skills | Mulhak Premlata | Sewing Techniques , ADK Publishing Books , New York 1996 |

| | |
|------------------------------|---|
| Course Code | FD309-18 |
| Course Title | Advance Draping (LAB) |
| Type of Course | Practical |
| L T P | 0 0 6 |
| Credits | 3 |
| Course Prerequisite | 10+2 |
| Course Objective (CO) | <ul style="list-style-type: none"> Students are expected to learn different styles of skirts, pants and bustier through draping and they will be mastered in making draping gowns and dresses. |


1. Draping of Skirts
2. Basic Skirt with two darts front and back
3. A-Line skirt with flair
4. Gathered skirt with yoke
5. Pleated skirt
6. Circular skirt
7. Skirt with Frills, Flounces or Ruffles.
8. Draping of Pants
9. Draping of Bustier
10. Draping and stitching any one garment

RECOMMENDED BOOKS

| S. No | Name | Author(S) | Publisher |
|--------------|---|-----------------------------|------------------------|
| 1 | Pattern Making For Fashion Design | Helen Joseph, Armstrong | Pearson |
| 2 | The Art Of Fashion Draping | Crawford Amaden | Fairchild Publishers |
| 3 | Draping For Fashion Design | Jaffe Hilde And Relis Nurie | Prentice Hall Of India |
| 4 | Dress Design, Draping And Flat Pattern Making | Hillhouse And Mansfield | Houghtonmiffic Company |

| | |
|------------------------------|---|
| Course Code | FD311-18 |
| Course Title | Internship (PR) |
| Type of Course | Practical |
| L T P | 0 0 0 |
| Credits | 0 |
| Course Prerequisite | 10+2 |
| Course Objective (CO) | <ul style="list-style-type: none"> To enhance the practical knowledge of fabric manufacturing. |

A project report and presentation to be submitted by the students on the behalf on training, they had undertaken after the 5th semester.





***Sixth
Semester***

| | |
|-------------------------------|---|
| Course Code | FD302-18 |
| Course Title | Fashion Industry Marketing And Management |
| Type of Course | Theory |
| L T P | 5 0 0 |
| Credits | 5 |
| Course Prerequisite | 10+2 |
| Course Objectives (CO) | <ul style="list-style-type: none"> To give knowledge to the students about domestic and global marketing- nature, scope and concept. |

UNIT-I

Introduction to Fashion Industry
 Indian and Global Fashion Market
 Career in Fashion Industry

UNIT-II

Level of Fashion Industry: Couture, Ready To Wear, Mass Production
 The Structure of the Organization

UNIT-III

Introduction to Marketing
 Nature and Scope Of Marketing
 Marketing Research
 Marketing Concept
 Fashion Market and Marketing Environment

UNIT –IV

Management: Concept, Principal, Characteristics
Retailing: Department Stores, Apparel, Specialty Store, Franchise Retailing Etc
Exhibition, Sales, Fashion Show
Branding parameters: Building a Brand, Maintain A Brand, Brand Expansion

RECOMMENDED BOOKS

| S. No. | Author(s) | Title | Publisher |
|---------------|-------------------------------------|----------------|--------------------------|
| 1. | Fashion Marketing | Mike Easey | John Wiley And Sons |
| 2. | Fashion Marketing And Merchandising | Mary G Wolfe | Good Heart-Willcox Pub. |
| 3 | Marketing Fashion | Harriet Posner | Laurence King Publishing |

| | |
|------------------------|---|
| Course Code | ENG302-18 |
| Course Title | Soft Skills-I |
| Type of Course | Theory |
| LTP | 0: 0: 2 |
| Credits | 1 |
| Course pre-requisite | |
| Course Objectives (CO) | 1 Enhance and improve employable skills. 2 Improve personal and professional Effectiveness. 3 The ability to communicate effectively with co workers, employers, clients, friends and family members. |

Unit 1

Good manners and behavioral Skills: Meaning of soft skills, Benefits of soft skill development, General Etiquettes: Personal manners when meeting a new one, Telephone Courtesy, Personal relations, Table manners.

Self management and cleanliness: Self Control, trustworthiness, Adaptability, initiative.

Personal grooming: Personal grooming habits, Overall cleanliness. (Hair, Nails, teeth, Dress, Make up)

Activity: Make a scrap book on different dress codes with the help of pictures

Classroom Activity: Mock Telephonic Conversation

Unit 2

Interpersonal and Effective communication skills: Meaning, How to develop interpersonal skills, Building harmonious relationship, Meaning of communication, goals of communication, types, Essentials of communication, barriers.

Personality development; Meaning, Non-verbal behavior, confidence, Readiness, Defensiveness, Apprehension.

Activity: Prepare an assignment on Interpersonal Skills

Classroom Activity: Pair Speaking, Dialogue

Text and Reference books:

| Sr, No | Author(s) | Title | Publisher |
|--------|------------------|---|------------------------------------|
| 1 | Frederic H,wentz | Soft Skills Training | Createspace independent May 2012 |
| 2 | Barun K. Mitra | Personality development and Soft skills | Oxford University Press April 2012 |

| | |
|------------------------------|--|
| Course Code | FD302-18 |
| Course Title | Human Rights |
| Type of Course | Theory |
| L T P | 2 0 0 |
| Credits | 2 |
| Course Prerequisite | NA |
| Course Objective (CO) | <ul style="list-style-type: none"> • Student will Acquire knowledge and understanding of theory and concept related to Human Rights. • The student will analyses the evolution of thinking and approaches around Human Rights. • .The student will Critically Reflect how Human Right Issue |

UNIT I HUMAN RIGHTS

Democracy:- Meaning, Characteristics, Necessary Condition how to success Democracy in India.
Human Right Declaration:- Meaning, Nature and Characteristics

UNIT II UNDERSTANDING SOCIAL INEQUALITY

Caste and Its impact on politics

UNIT III CONSTITUTIONAL RIGHTS

Fundamental Rights in Constitution
Fundamental Duties, Consumer Rights

UNIT IV EDUCATIONAL RIGHTS

Right to Education ACT 2009- Meaning, Recommendations of Right to Education and its Characteristics

Women Rights in India, Women Movements in India

| | |
|------------------------------|---|
| Course Code | FD304-18 |
| Course Title | Portfolio (PR) |
| Type of Course | Practical |
| L T P | 0 0 6 |
| Credits | 3 |
| Course Prerequisite | 10+2 |
| Course Objective (CO) | <ul style="list-style-type: none"> Students in this course will get knowledge of professional work on designing of the garment, preparation of the final design and rendering on crouqies. |

- 1. Designers:** Appreciation of 3 Western Designers and 3 Indian Designers.
- 2. Collection:** Whole information, brief history and famous designs of designers.
- 3. Illustrate:** Illustrate dresses by taking inspiration from above designers.
- 4. Self Introduction:** Statement of your Design Philosophy to clarify your attitude towards fashion.
- 5. BioData**
- 6. The Portfolio Must Include:** Page of contents, each separate project should include inspiration sheet/story board and color chart with appropriate swatches.
- 7. Client profile and indication of the market /country.**
- 8. Give a name/theme to each project.**
- 9. Flat working drawings, detailed magnification and specification sheets showing your technical strength are vitally important.**
- 10. Line planning, fabric indications, fabric consumption, detailed measurement charts etc are all essential. These are to be used in conjunction with croquis.**
- 11. Design development sheets/design journal to show the creative process and /or commercial feasibility Stylized illustration may be included as a separate segment.**
- 12. There should be inclusion of designs for men, women and children.**
- 13. At least one collection should have touch of the Indian ethos. This is to be based on innovative fabric combinations, surface texture and ornamentation. It is very important that the designs and embroidery motifs be original.**

***UNIFORM FORMAT:** It is important to keep all the sheets of the same size to maintain visual continually.

Sheets should be grouped separately and systematically either horizontally or vertically. This ensures uniformity of presentation.

The presentation of the portfolio depends on the contents and also on your layouts. (Too Much of fragmentation of a single sheet can be distractin

RECOMMENDED BOOKS

| S. No | Name | Author(S) | Publisher |
|-------|----------------------|--------------------|---------------------------|
| 1 | Fashion Sketch Book | Abling Bina | Thames And Hudson, London |
| 2 | Fashion Illustration | Drake And Nicholas | Thames And Hudson, London |
| 3 | Fashion Sketchbook | Ablinga, Bina | Fairchild Publication |

| | |
|------------------------------|--|
| Course Code | FD306-18 |
| Course Title | Pattern Making And Grading (PR) |
| Type of Course | Practical |
| L T P | 0 0 6 |
| Credits | 3 |
| Course Prerequisite | 10+2 |
| Course Objective (CO) | <ul style="list-style-type: none"> Students are expected to learn dart manipulation by various methods and grading of basic patterns. |

1. Preparation of the basic pattern for the following:

- Female bodice block & sleeve block.
- Basic skirt block. Pegged skirt, Gored skirt.

2. Adaptation of the following sleeve:

- Set in-sleeves: Leg 'o' mutton, Lantern,
- Cowl, Dolman, Bishop.
- Extended bodice: Kimono, Drop Shoulder.
- Part bodice in-sleeve: Raglan.

3. Adaptation of the following collars:

- Stand & Fall, Mandarin, Convertible, Shawl.
- Cowl and Built Up Neckline

4. Dart manipulation by:

- Slash and Spread Method.
- Pivot Method.

5. Dart manipulation into:

- Single dart series.
- Two dart series.
- Multiple dart series.
- Princess and Empire line.
- Yokes.

6. Grading of basic slopers:

- Adult bodice block
- Sleeve block
- Skirt block

RECOMMENDED BOOKS

| S. No | Name | Author(S) | Publisher |
|-------|---|---------------------------|------------------|
| 1. | Pattern Drafting For Dress Making | Pamela Stringer | B T Batsford Ltd |
| 2. | Pattern Cutting And Making Up | Janet Ward, Martin Shoben | Taylor & Francis |
| 3. | Metric Pattern Cutting For Women's Wear | Winifred Aldrich | Wiley Blackwell |

| | |
|------------------------------|--|
| Course Code | FD308-18 |
| Course Title | Term garment (PR) |
| Type of Course | Practical |
| L T P | 0 0 6 |
| Credits | 3 |
| Course Prerequisite | 10+2 |
| Course Objective (CO) | <ul style="list-style-type: none"> • Term garment is the culmination of all that the student learns in the previous semesters. • The collection must therefore reflect the technical accomplishments combined with a creative flare with an in-depth conceptualization and implementation of the design process. |

METHODOLOGY:

Students are required to:

1. Work in a group of 3-4 students.
2. Make any garment (either one piece or two pieces) according to their theme.
3. Avoid repetitive styles, silhouettes and colors
4. Use of all kinds of fabrics is permitted
5. Work on accessories for garments
6. Each collection should have:
 - Theme
 - Key words
 - Season
 - Categories
 - Target market
 - Customer profile
 - Age group
 - Income
 - Taste and preferences
 - Fabric (construction, source, price etc)
 - Colors
 - Silhouettes
 - No. of garments
 - Detail of garments etc

*Students should choose a theme and the theme should provide for a wide scope for interpretation and adaptations.

Rules and Regulations:

1. All specifications drawing should be finished and submitted before starting of patterns
2. Fabric should be cut with proper test fitted patterns
3. Design prototypes should be cut sewn and finish in the institute under faculty supervision.

- Any garment suspected of being constructed or developed outside the institute will be disqualified.

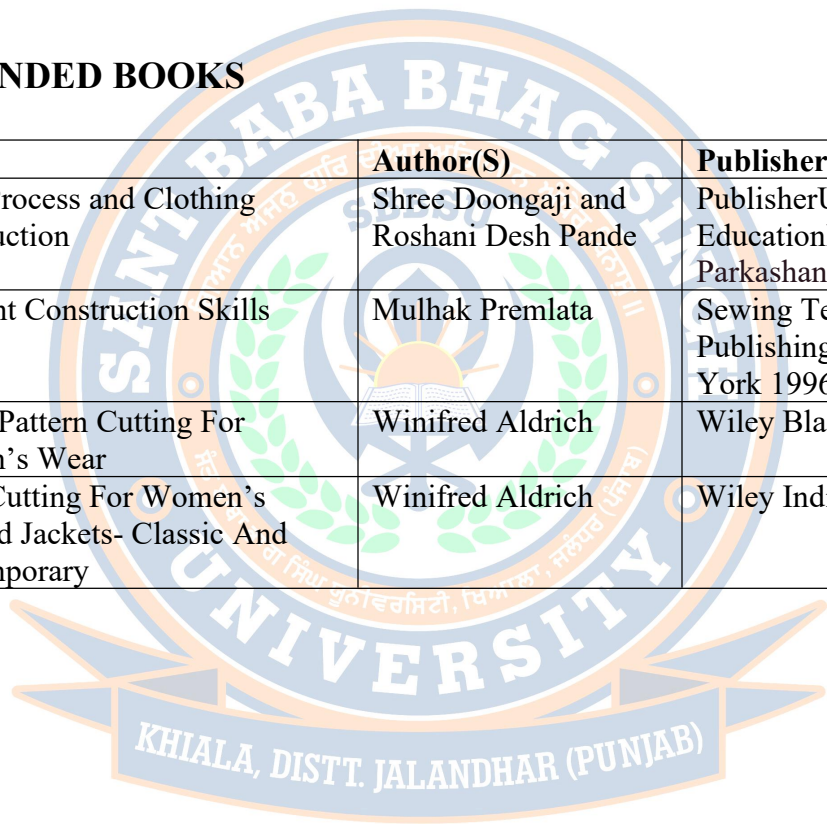
EVALUATION CRITERIA:

Students will be evaluated of following basis :

- Conceptualization
- Patterns (students are free to use draping or pattern drafting to make final paper pattern)
- Test fit
- Construction
- Presentation/display

RECOMMENDED BOOKS

| S. No | Name | Author(S) | Publisher |
|-------|--|---------------------------------------|---|
| 1 | Basic Process and Clothing Construction | Shree Doongaji and Roshani Desh Pande | PublisherUnique EducationBooks , Raj Parkashan , New Delhi. |
| 2 | Garment Construction Skills | Mulhak Premlata | Sewing Techniques , ADK Publishing Books , New York 1996 |
| 3 | Metric Pattern Cutting For Women’s Wear | Winifred Aldrich | Wiley Blackwell |
| 4 | Paper Cutting For Women’s Tailored Jackets- Classic And Contemporary | Winifred Aldrich | Wiley India pvt. lmtd |



| | |
|-------------------------------|---|
| Course Code | FD310-18 |
| Course Title | Survey (PR) |
| Type of Course | Practical |
| L T P | 0 0 6 |
| Credits | 3 |
| Course Prerequisite | 10+2 |
| Course Objectives (CO) | <ul style="list-style-type: none"> • Student will learn to work professionally as a designer by taking inspiration, researching the market and do designing & make garment according to the theme. |

1. Survey on any Indian state.
2. Make a project report.
3. Design any 10 garment by taking it as a inspiration.

